






ILLINOIS PUBLIC SAFETY



Table of Contents

 Public Safety Overview	 Safe-T Act	 Crime Data	 Substance Data	 IDOC Data	 Law Enforcement Data	 Wrap-Up
<ul style="list-style-type: none">• What is Public Safety?• History• Systems Overview	<ul style="list-style-type: none">• What is the Safe-T Act?• Outcomes After First Year• Detainable Offenses• Jail Populations• Cost of Implementation	<ul style="list-style-type: none">• Data Discrepancies• All Offense Trends• Violent Crime Trends• Property Crime Trends• Chicago Data	<ul style="list-style-type: none">• Dangerous Drugs• Overdose Deaths Illinois + National• DUI Data• Alcohol Data• Firearm Data	<ul style="list-style-type: none">• Illinois Dept. Of Corrections Data• Courts Data• Courts Funding Data• Mental Health Data• Social Worker Data• Rehabilitation Programs• Recidivism Data	<ul style="list-style-type: none">• Law Enforcement Data• Law Enforcement Funding• 9-1-1 Funding• 988 Funding	<ul style="list-style-type: none">• Key Challenges• What Does All This Mean?• Proposed Legislation



What is Public Safety?

The Field:

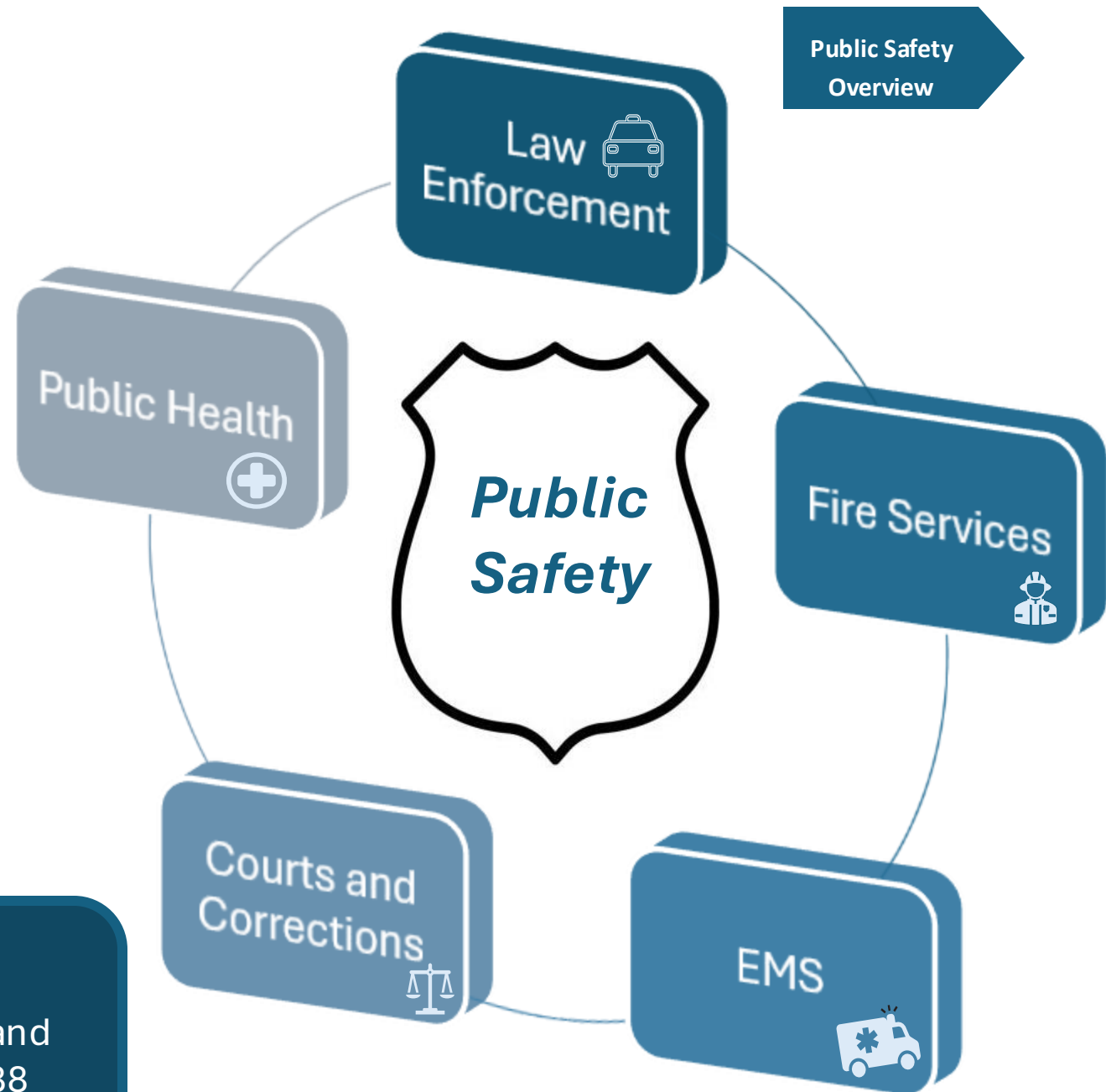
Public Safety encompasses the services and infrastructure designed to safeguard the community and prevent harm

Key Roles:

- Protect lives and property
- Respond to emergencies
- Enforce laws and regulation
- Infrastructure and Safety
- Community Preparedness and Prevention

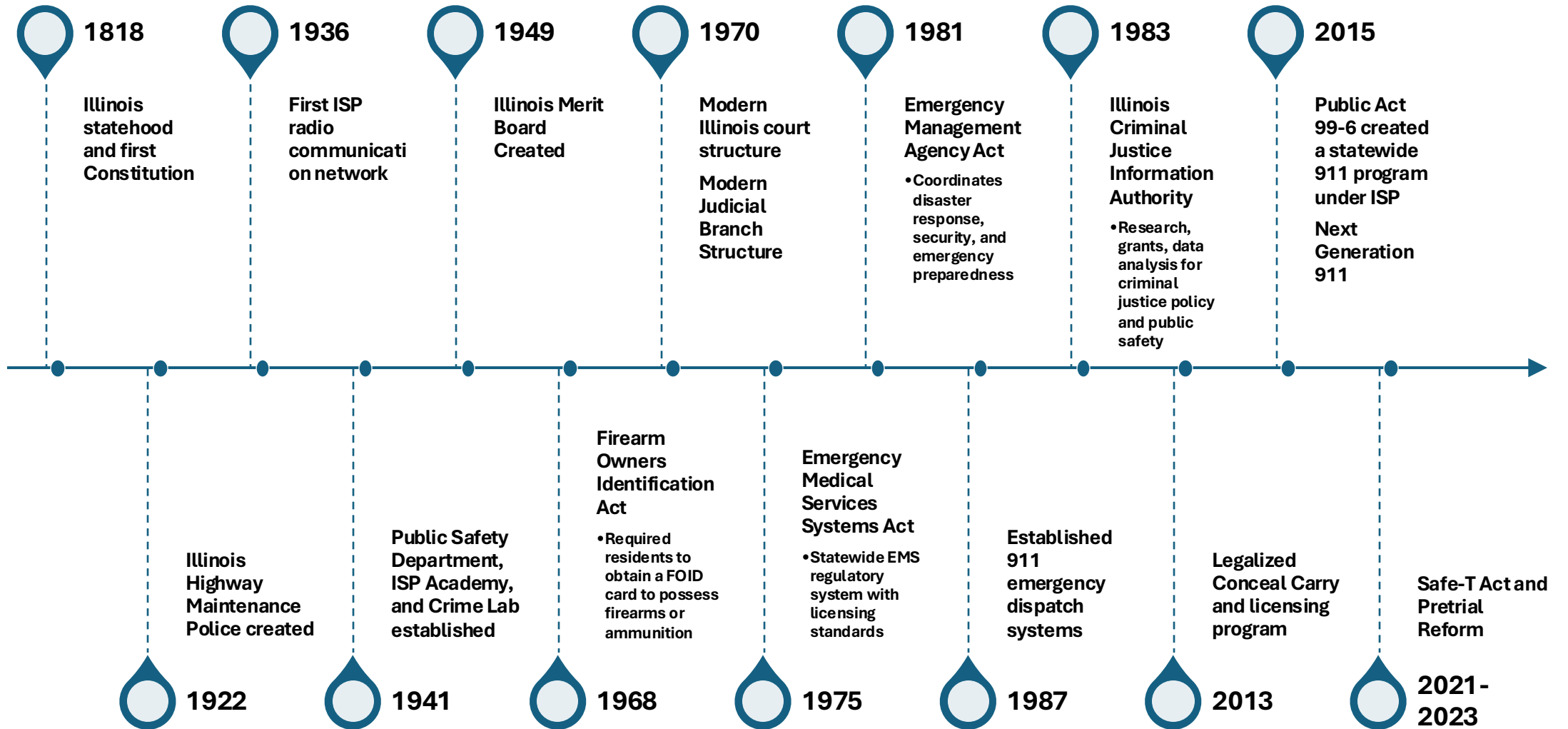
Public safety Includes:

Law Enforcement, Fire and EMS, Courts and Pretrial Systems, Corrections, 911 and 988 Services, Public Health and Prevention



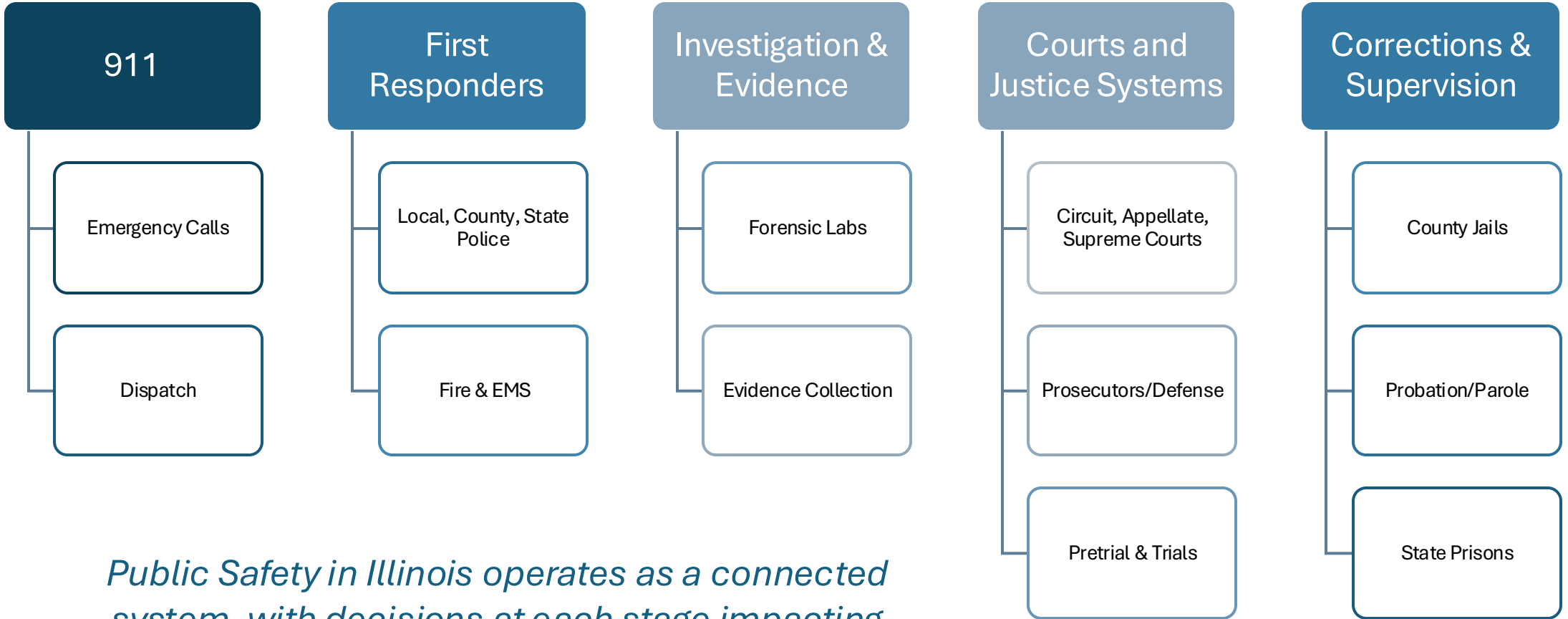


Illinois Public Safety History





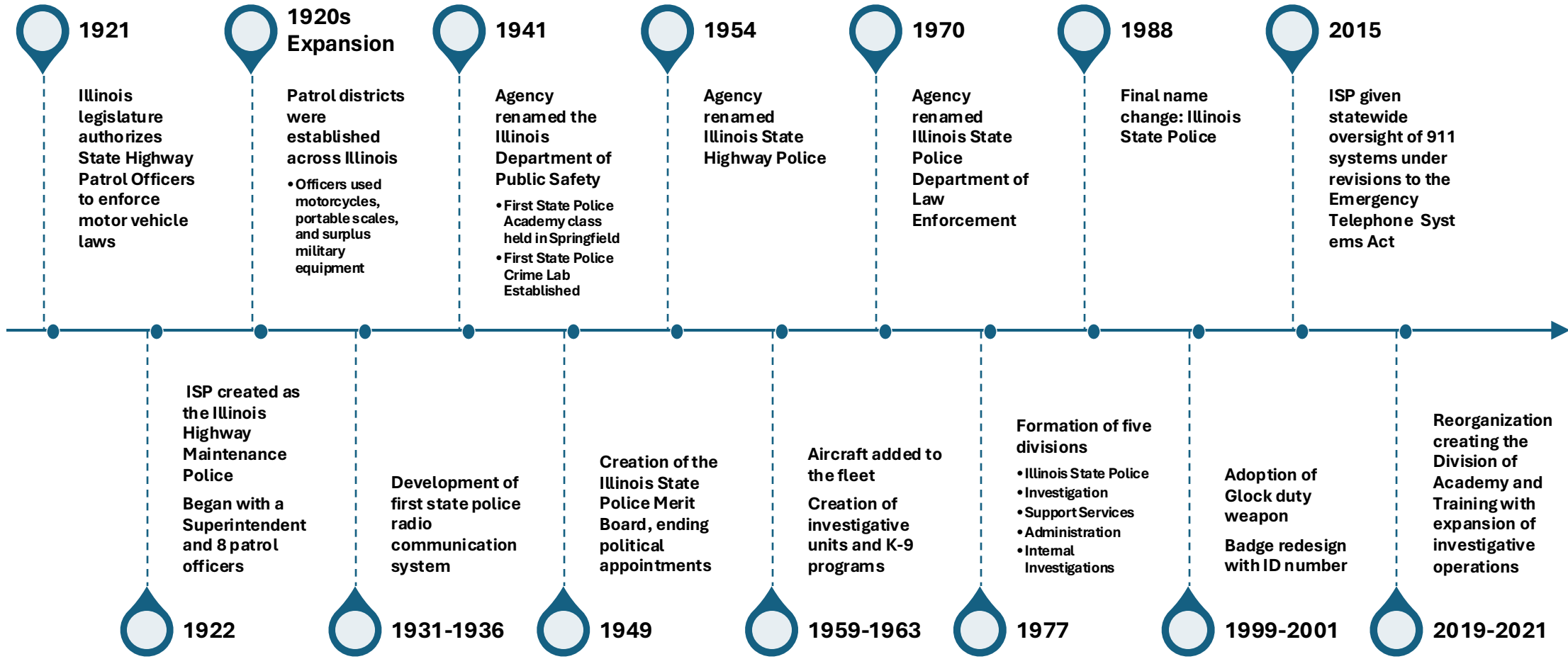
Illinois Public Safety System Overview



Public Safety in Illinois operates as a connected system, with decisions at each stage impacting outcomes across law enforcement, courts, and corrections.



Illinois State Police History





Illinois State Police (ISP)

Mission

Protect Public Safety
Pursue Justice for the people
of Illinois

Vision

Seeking to be a premier
policing agency striving for
excellence

Values

Integrity
Service
Pride

Goals

Improve Quality of Life
Safeguard the Public
Provide Leadership

Major Operational Divisions

Patrol

- Highway patrol and traffic enforcement
- Crime interdiction and roadway safety

Criminal Investigation

- Major crime investigations
- Organized crime, narcotics, human trafficking investigation

Forensic Services

- Statewide forensic laboratories
- DNA analysis, fingerprints, and digital evidence

Justice Services

- FOID and concealed carry licensing
- Crime history records and offender registration








Academy and Training

- Trooper training and recruitment
- Tactical and physical skills training

911 Division

- Oversight of statewide emergency communication systems

Table of Contents

 Public Safety Overview	 Safe-T Act	 Crime Data	 Substance Data	 IDOC Data	 Law Enforcement Data	 Wrap-Up
<ul style="list-style-type: none">• What is Public Safety?• History• Systems Overview	<ul style="list-style-type: none">• What is the Safe-T Act?• Outcomes After First Year• Detainable Offenses• Jail Populations• Cost of Implementation	<ul style="list-style-type: none">• Data Discrepancies• All Offense Trends• Violent Crime Trends• Property Crime Trends• Chicago Data	<ul style="list-style-type: none">• Dangerous Drugs• Overdose Deaths Illinois + National• DUI Data• Alcohol Data• Firearm Data	<ul style="list-style-type: none">• Illinois Dept. Of Corrections Data• Courts Data• Courts Funding Data• Mental Health Data• Social Worker Data• Rehabilitation Programs• Recidivism Data	<ul style="list-style-type: none">• Law Enforcement Data• Law Enforcement Funding• 9-1-1 Funding• 988 Funding	<ul style="list-style-type: none">• Key Challenges• What Does All This Mean?• Proposed Legislation



SAFE-T ACT: What Changed in Illinois

Safe-T Act

Safety, Accountability, Fairness and Equity Act



Elimination of Cash Bail

Illinois became the first state to eliminate cash bail statewide.
Pretrial Fairness Act at the center



Pretrial Release

Defendants are presumed eligible for release. Detention requires the State to prove by clear and convincing evidence that the defendant:

- 1.) Committed a detention-eligible offense
- 2.) Poses a real and present safety threat or a flight risk
- 3.) No combination of release conditions can mitigate those risks.



Not Just Bail Reform

SAFE-T is reform spanning policing, pretrial, and corrections.



Enacted: 2021



Pretrial provision effective: September 18, 2023



Why Supporters Wanted the SAFE-T ACT & Pretrial Fairness Act

Safe-T Act

Address Wealth Based Detention

- Cash bail let people with money by their way out of jail
 - Low-income individuals stayed jailed for less serious offenses
- Aimed to reduce unequal treatment

Shift to Risk-Based Pretrial System

- Detention based on flight risk, public safety, and likelihood of court compliance
 - Judges retain authority to detain when needed

Create A More Just & Humane System

- Lawmakers wanted a *more just system*
 - Reduce unnecessary incarceration before conviction
 - Help protect employment, housing, and family stability

Advance Broader Criminal Justice Reform

- Includes policing reforms & accountability measures
- Training standards implemented
- Modernize Illinois' justice system

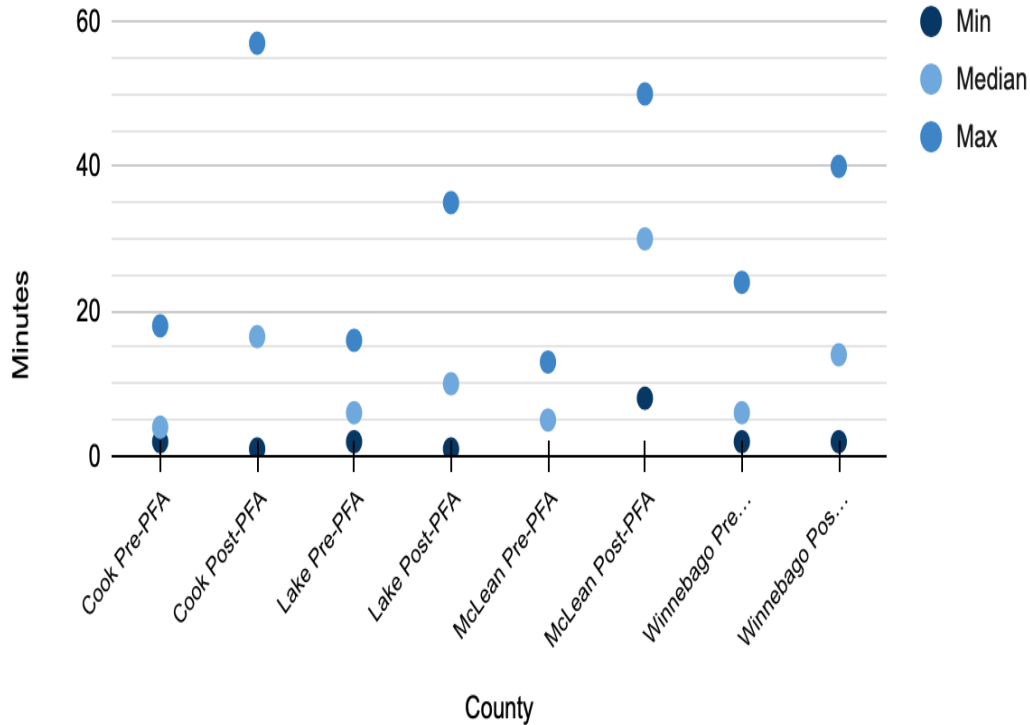
Reforms were designed to create a fairer, more consistent pretrial system while maintaining public safety. Goal: Replace wealth-based pretrial detention with a risk-based pretrial judicial process while advancing broader criminal justice and policing reforms in Illinois.



SAFE-T ACT (PFA): Outcomes After First Year (2024)

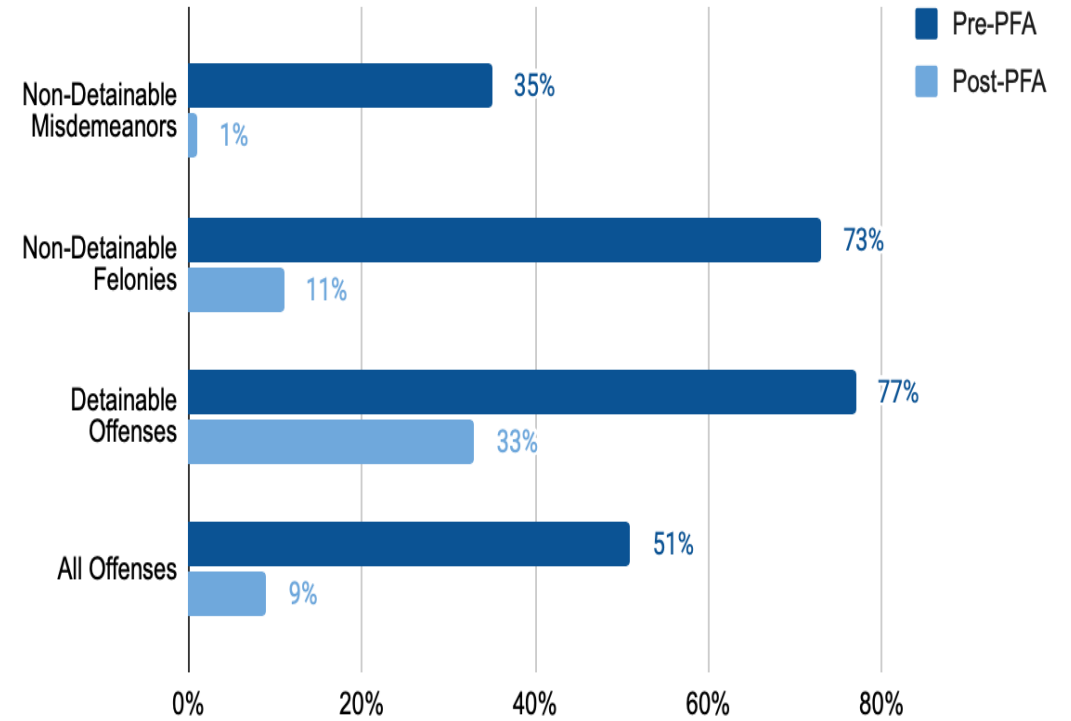
After SAFE-T Act, hearings in which detention was at issue were significantly longer in counties.

Loyola Chicago Center for Justice



In 22 counties examined, the percent of defendants detained at their initial court hearing decreased markedly for all offense types

Loyola Center for Criminal Justice



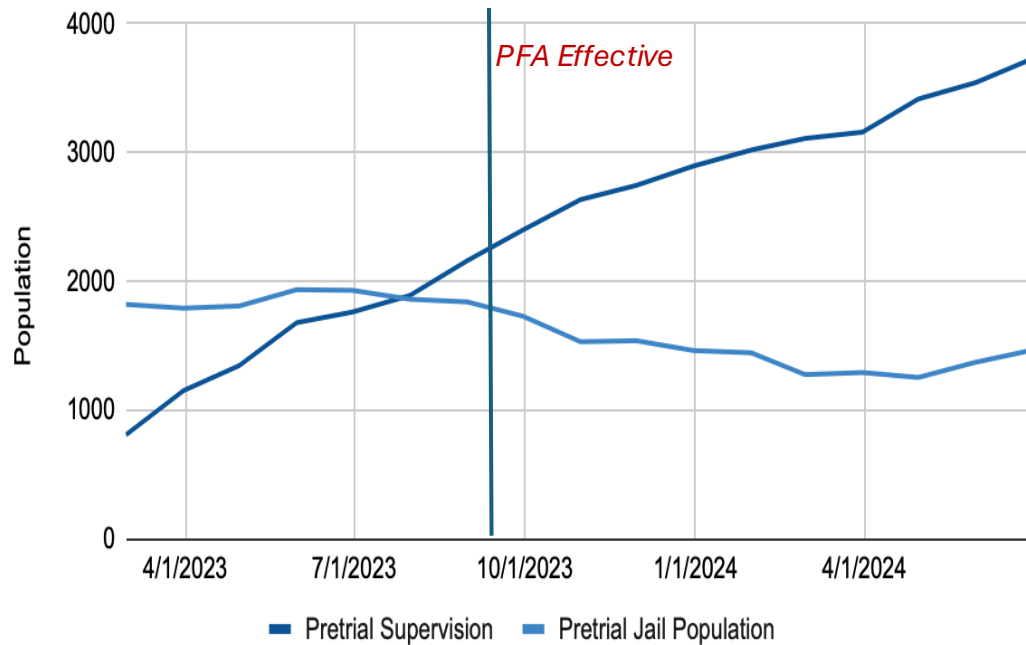
Detention rates declined across offense types under SAFE-T, while the composition and complexity of cases remained important factors in pretrial decision making.



SAFE-T ACT: Outcomes After First Year

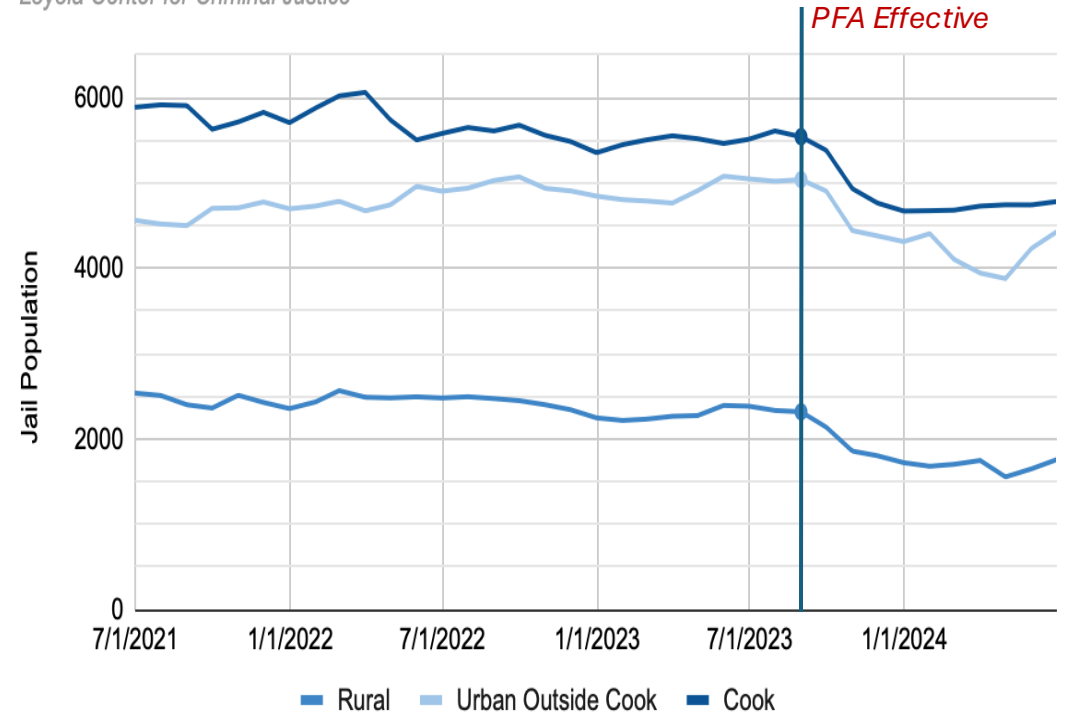
Across 44 counties, the increase in defendants under pretrial supervision post-PFA dramatically exceeded the post-PFA drop in the pretrial jail population.

Office of Statewide Pretrial Services, Illinois Dept. of Corrections Jail and Detention Standards Unit data



Pretrial jail populations fell after Illinois' Pretrial Fairness Act went into effect, down 14% in Cook and Urban counties and 25% in Rural counties.

Loyola Center for Criminal Justice



Following the SAFE-T Act implementation, pretrial detention declined while supervision increased, reflecting a shift in how individuals are managed before trial.



Detainable vs. Non-Detainable Offenses

Detainable Offenses (Eligible for Pretrial Detention)

The State may request detention if defendant is charged with detainable offense, poses safety or flight risk, and no conditions can reduce risk.

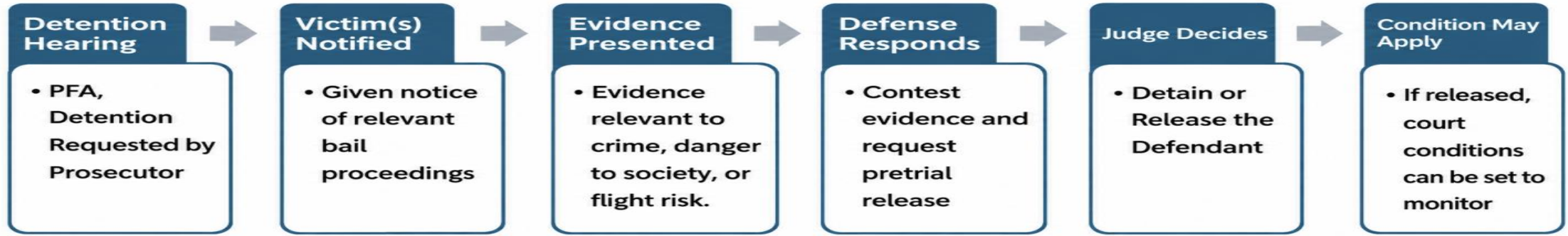
- 1st and 2nd Degree Murder
- Predatory Criminal Sexual Assault
- Aggravated and Criminal Sexual Assault
 - Robbery and Burglary
 - Home and Vehicle Invasion
 - Stalking
 - Some Drug-Related Offenses
- Any Felony involving threat, physical force, or violence.

Non-Detainable Offenses (Presumed Release)

Offenses that generally result in release with a court date and possible conditions.

- Certain lower-level Battery Offenses
 - Theft and Property Offenses
 - Traffic Offenses
 - Petty Offenses
 - Business Offenses
- Class A, B, and C Misdemeanors

Defendants charged with these offenses are typically issued a summons to appear in court within 21 days.

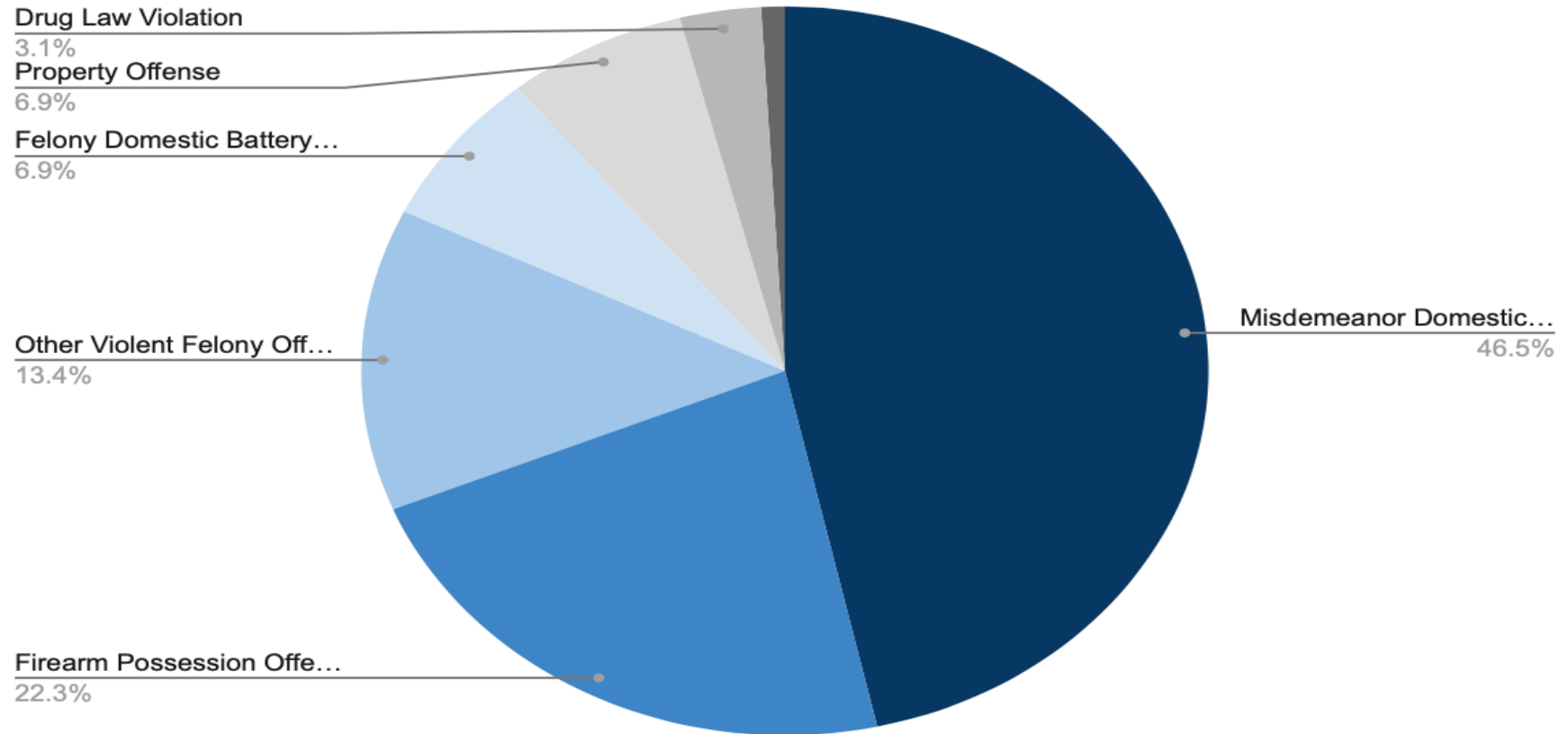




Detainable Offenses Under PFA

During the first ten months of the PFA, 53% of nearly 25,000 detention eligible cases involved domestic violence charges, meaning prosecutors were legally allowed to seek pretrial detention in these cases.

Loyola Center for Criminal Justice



However, being eligible does not mean detention occurs, about 39% of cases had a detention petition filed and roughly 24% resulted in detention, showing that eligibility sets the threshold, but actual detention depends on charge severity, judicial decisions, and county-level practices.

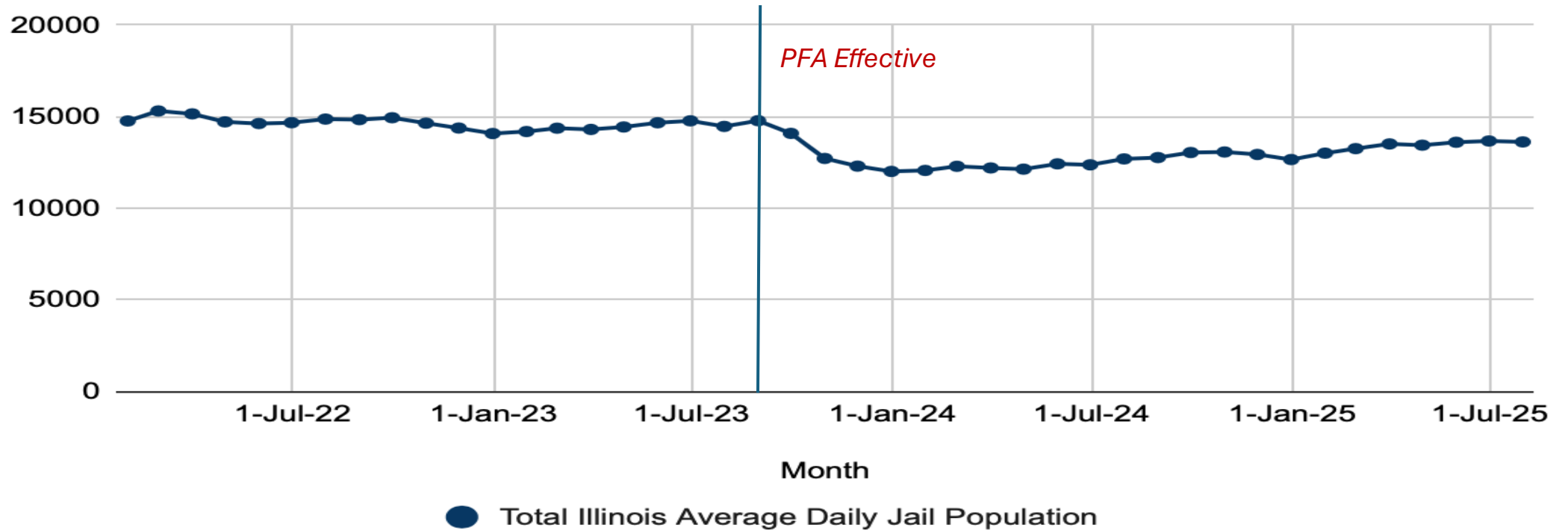


Pre-Trial Jail Population in Illinois 2025

Safe-T Act

Average Pre-Trial Jail Population in Illinois remains ~7% lower than pre-PFA levels.

Loyola Center for Criminal Justice (July 2025)



Reported Crime Context	Total Reported Crime	Violent Crime	Property Crime	Public safety did not deteriorate when the PFA went into effect. Although this does not answer the full question of the PFA's impact, if any, on crime and public safety, it is possible, for example, that crime would have declined further in the absence of the PFA.
First 6 months of 2023 vs. First 6 months of 2024	↓ 11%	↓ 7%	↓ 14%	



SAFE-T Act Cost of Implementation

Safe-T Act

\$26M

Office of Statewide Pretrial Services

Funds to establish the OSPS

\$10M+

Training & Compliance

For Training, compliance, and implementation requirements

\$6.5M

Body Cameras & Storage

ISP investment across FY2022-FY2023 for cameras and storage

Courts and Pretrial Investment






- \$1.6M for pretrial data technology systems
- \$26M to establish Office of Statewide Pretrial Services
- 165 new positions across Illinois counties
 - Supports pretrial decision-making, reporting, and supervision

Law Enforcement & System Compliance

- ISP: \$6.5 for body cameras and storage
- LETSB: \$10M for operations and compliance
- Camera grant fund increased from \$3.4M to \$13.6M
- Creation of Misconduct database and review panel
 - ICJIA: \$1M for reporting and implementation
 - \$600K for additional SAFE-T Act support

The SAFE-T Act required significant upfront investment to support the implementation of pretrial reform, transparency, and the overall statewide system changes.

Table of Contents

 Public Safety Overview	 Safe-T Act	 Crime Data	 Substance Data	 IDOC Data	 Law Enforcement Data	 Wrap-Up
<ul style="list-style-type: none">• What is Public Safety?• History• Systems Overview	<ul style="list-style-type: none">• What is the Safe-T Act?• Outcomes After First Year• Detainable Offenses• Jail Populations• Cost of Implementation	<ul style="list-style-type: none">• Data Discrepancies• All Offense Trends• Violent Crime Trends• Property Crime Trends• Chicago Data	<ul style="list-style-type: none">• Dangerous Drugs• Overdose Deaths Illinois + National• DUI Data• Alcohol Data• Firearm Data	<ul style="list-style-type: none">• Illinois Dept. Of Corrections Data• Courts Data• Courts Funding Data• Mental Health Data• Social Worker Data• Rehabilitation Programs• Recidivism Data	<ul style="list-style-type: none">• Law Enforcement Data• Law Enforcement Funding• 9-1-1 Funding• 988 Funding	<ul style="list-style-type: none">• Key Challenges• What Does All This Mean?• Proposed Legislation



Why There Are Data Discrepancies

Crime Data

Different Levels of Data

- County Data reflects individual agency reporting
- Illinois statewide data aggregates certified agency submissions
- FBI Uniform Crime Report (UCR) data standardizes reporting across states for national comparison

Why the Data Can Differ

- Different counting methods (Summary Reporting vs NIBRS)
- Summary Reporting counts only the most serious offense per incident; NIBRS counts all offenses within an incident
- Not all agencies report to the FBI every year thus state data can be more accurate

National Incident Based Reporting System (NIBRS) Transition (2021)

- FBI replaced Summary Reporting (SRS) with NIBRS in 2021
- NIBRS captures multiple offenses per incident
- Higher state totals compared to national may reflect better reporting, not more crime

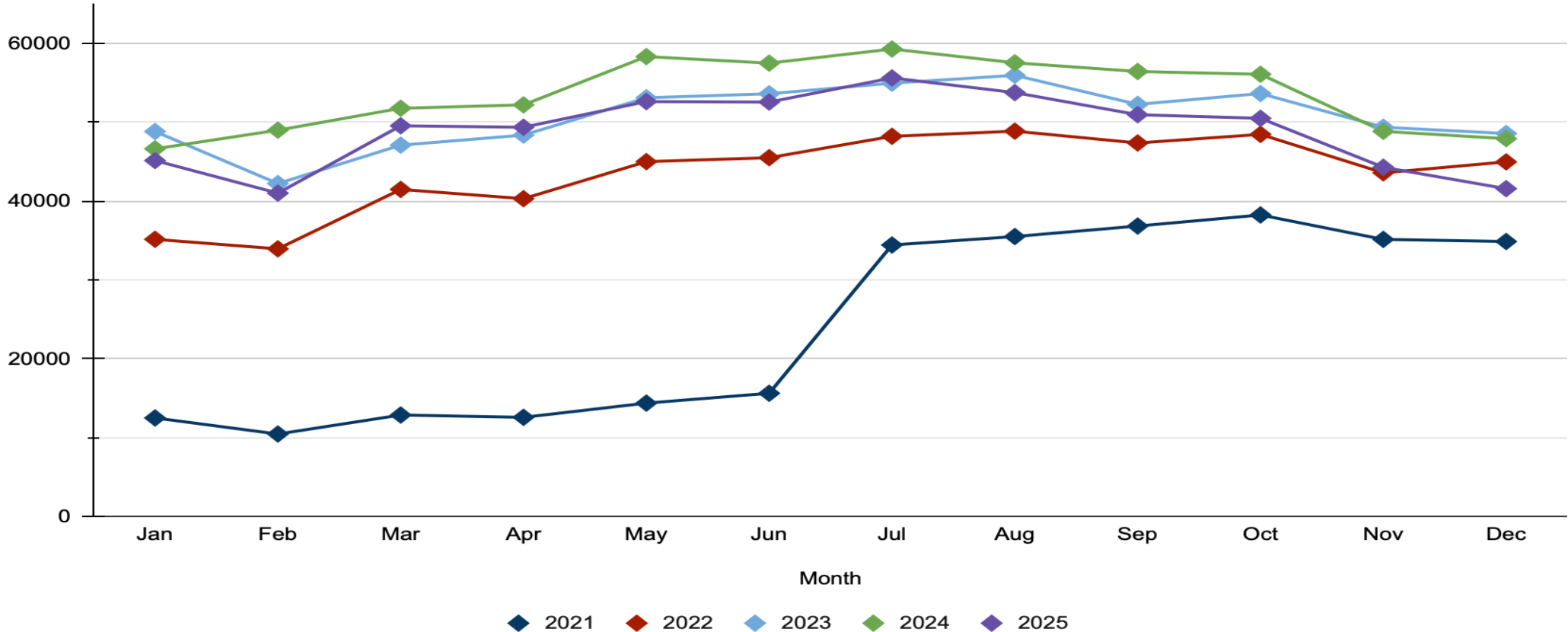
Illinois agencies submit monthly and annual NIBRS data to the state UCR program, including arrests, hate crimes, domestic incidents, school incidents, use of force, mental health incidents, and officer involved events. Reporting increased from **641 agencies in 2023** to **767 agencies in 2024**, which can affect year to year comparisons.



Illinois Crime Trends Over Time: All Offenses

Offense Trends Comparison Report (2021-2025)

Illinois Uniform Crime Reporting Program - NIBRS Data



The 2021 jump reflects Illinois' transition to the new NIBRS reporting database and updated I-UCR requirements. Because 2016–2020 data was migrated into the new system, 2016–2022 results should be interpreted with caution. Beginning in 2023, reports include only NIBRS-certified agency submissions, improving accuracy but affecting year-to-year comparisons.

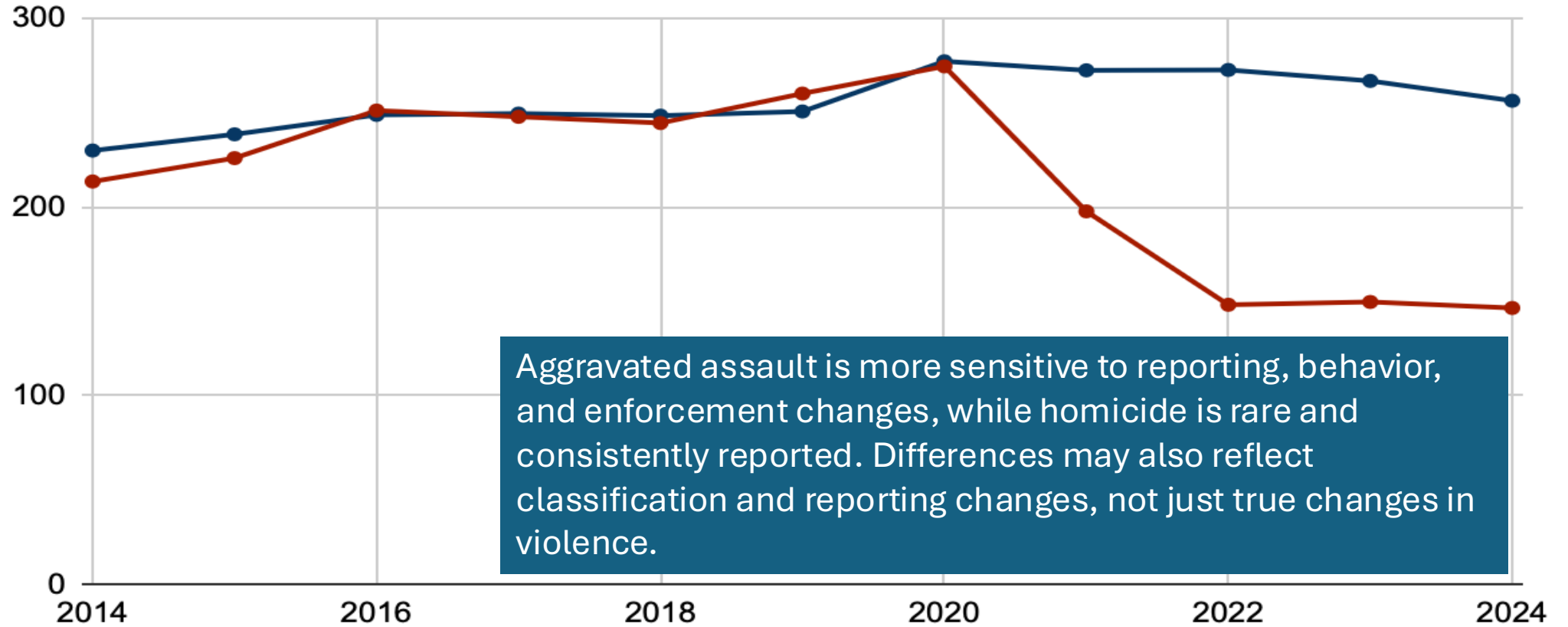


Aggravated Assault Trends

Rate per 100k Residents

FBI UCR

● US ● Illinois



Aggravated assault is more sensitive to reporting, behavior, and enforcement changes, while homicide is rare and consistently reported. Differences may also reflect classification and reporting changes, not just true changes in violence.

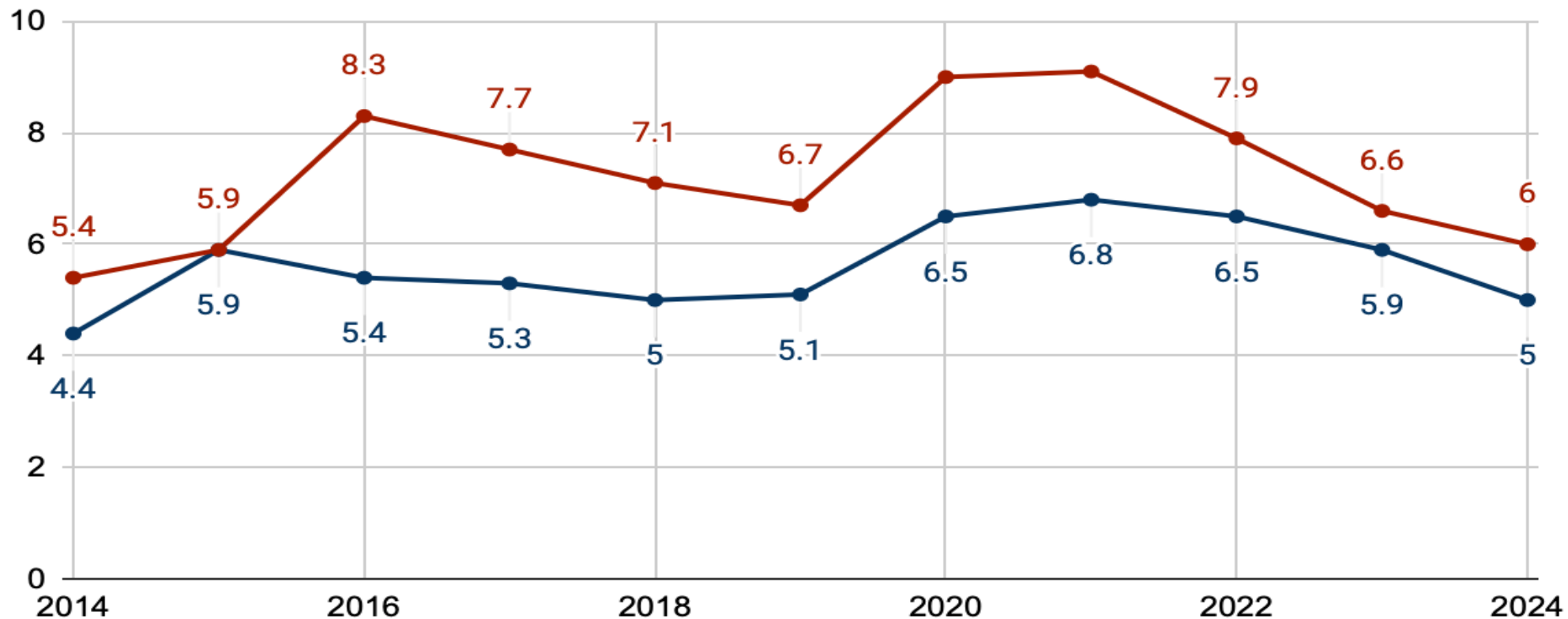
Illinois aggravated assault rates have declined significantly since 2020, while national rates have remained relatively elevated.



Homicide Trends

Rate per 100k Residents
FBI UCR

● US ● Illinois

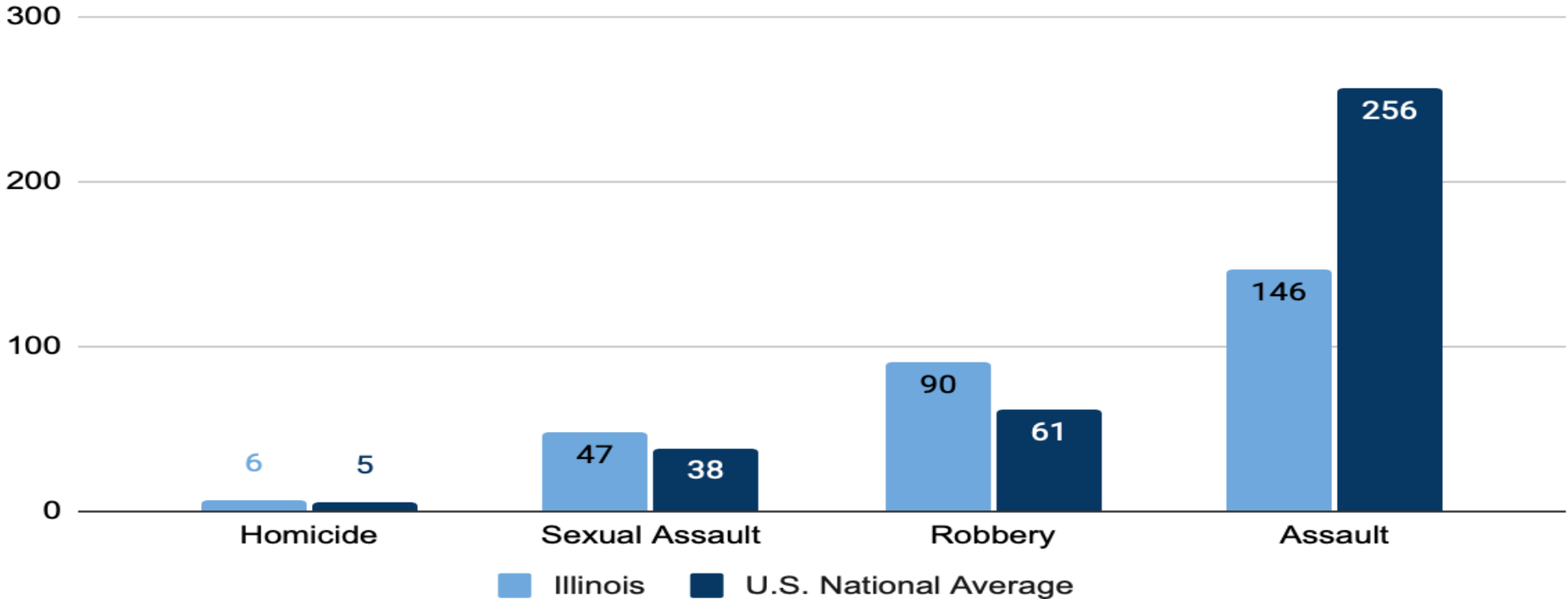


Homicide rates in Illinois have decreased in recent years but continue to remain consistently higher than the national average.



Illinois Violent Crimes Compared to National 2024

*Violent Crime Rates Per 100k population
Based on FBI UCR Data*



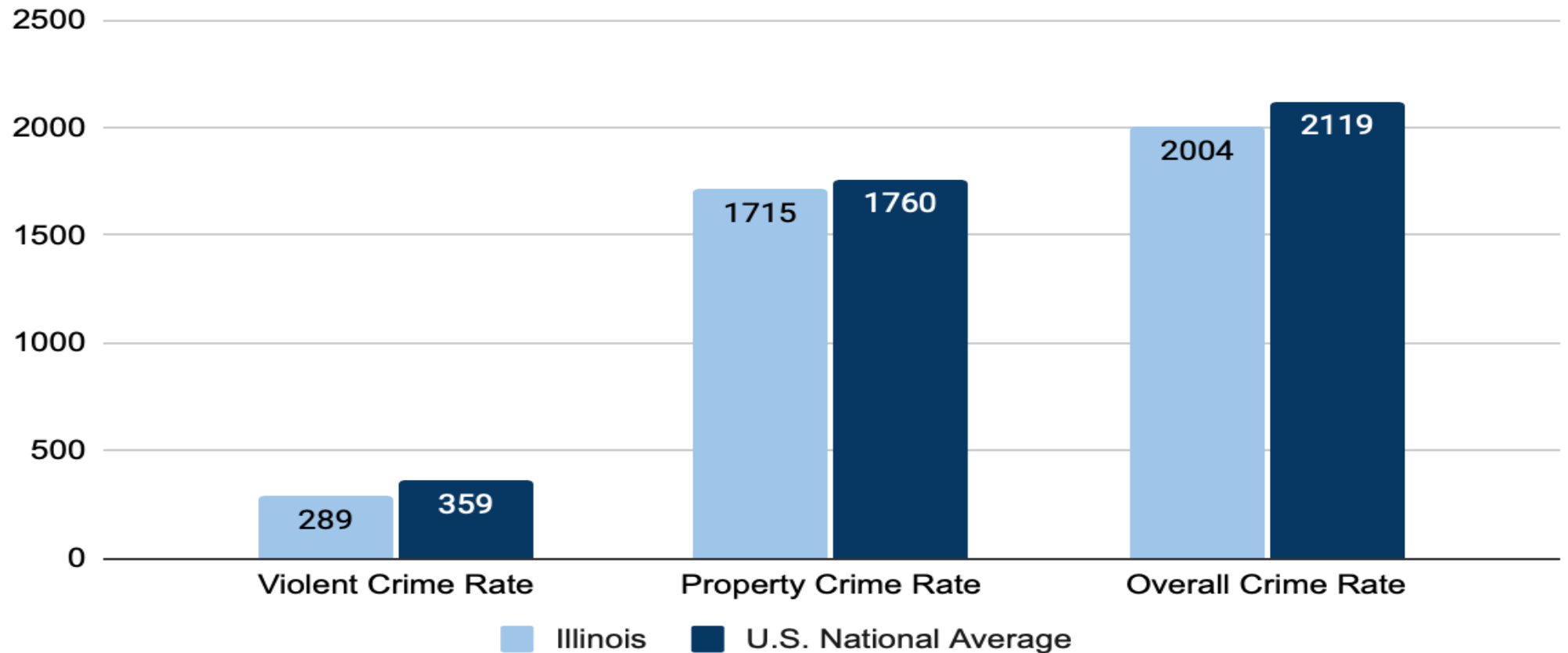
In Illinois, 50.6% of violent crimes were aggravated assaults, 31.2% were robberies, 16.2% were rapes (sexual assaults), and 2% were murders (homicides). Nationally, 71.3% of violent crimes were aggravated assaults, 16.9% were robberies, 10.4% were rapes, and 1.4% were murders.



Illinois Crime Rates Compared to National 2024

Crime Data

*Crime Rate per 100k population
Based on FBI Uniform Crime Reporting (UCR) Data*

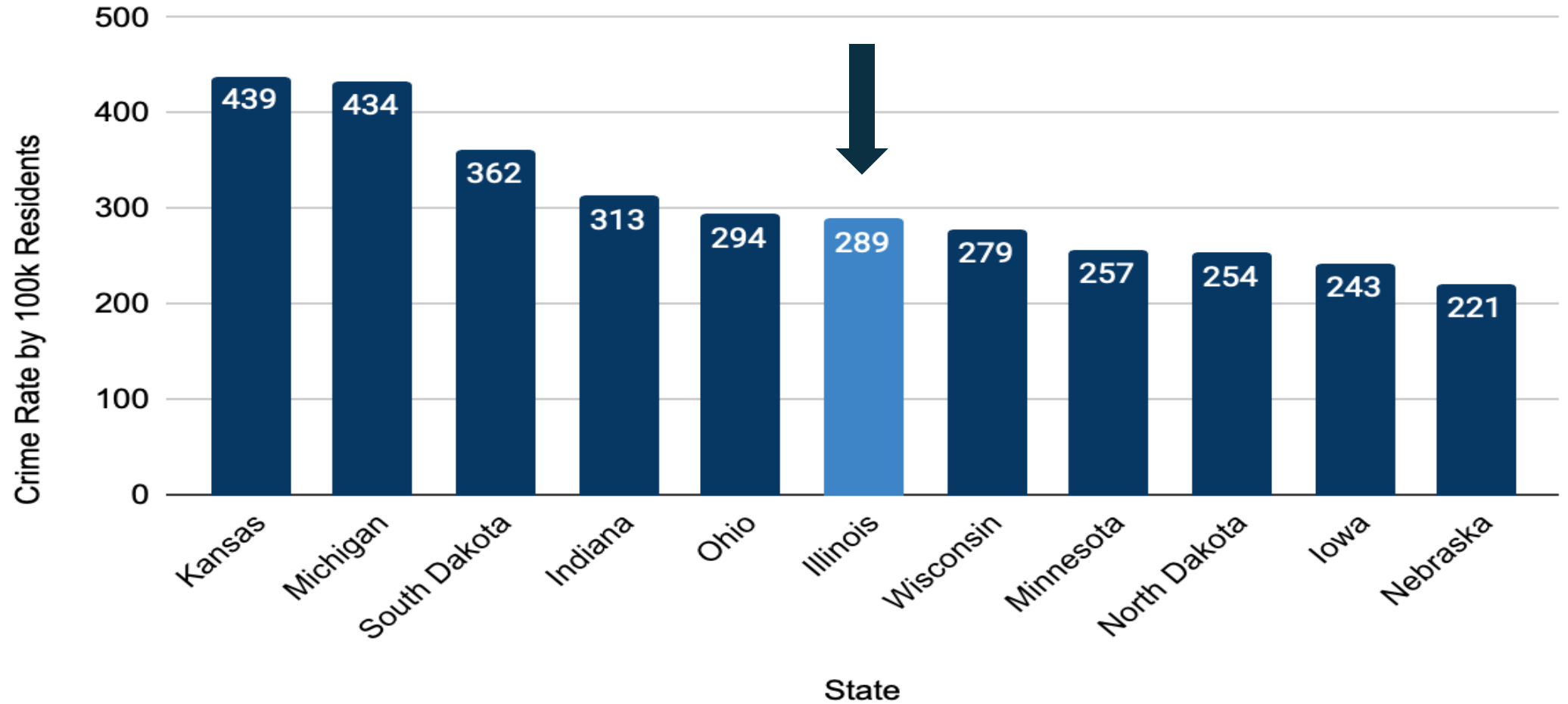


Illinois crime rates overall are lower than the National Average, still crime continues to place demands on law enforcement, courts, and public safety systems across the state.



Violent Crime Reported to Police Midwest 2023

FBI Uniform Crime Reporting

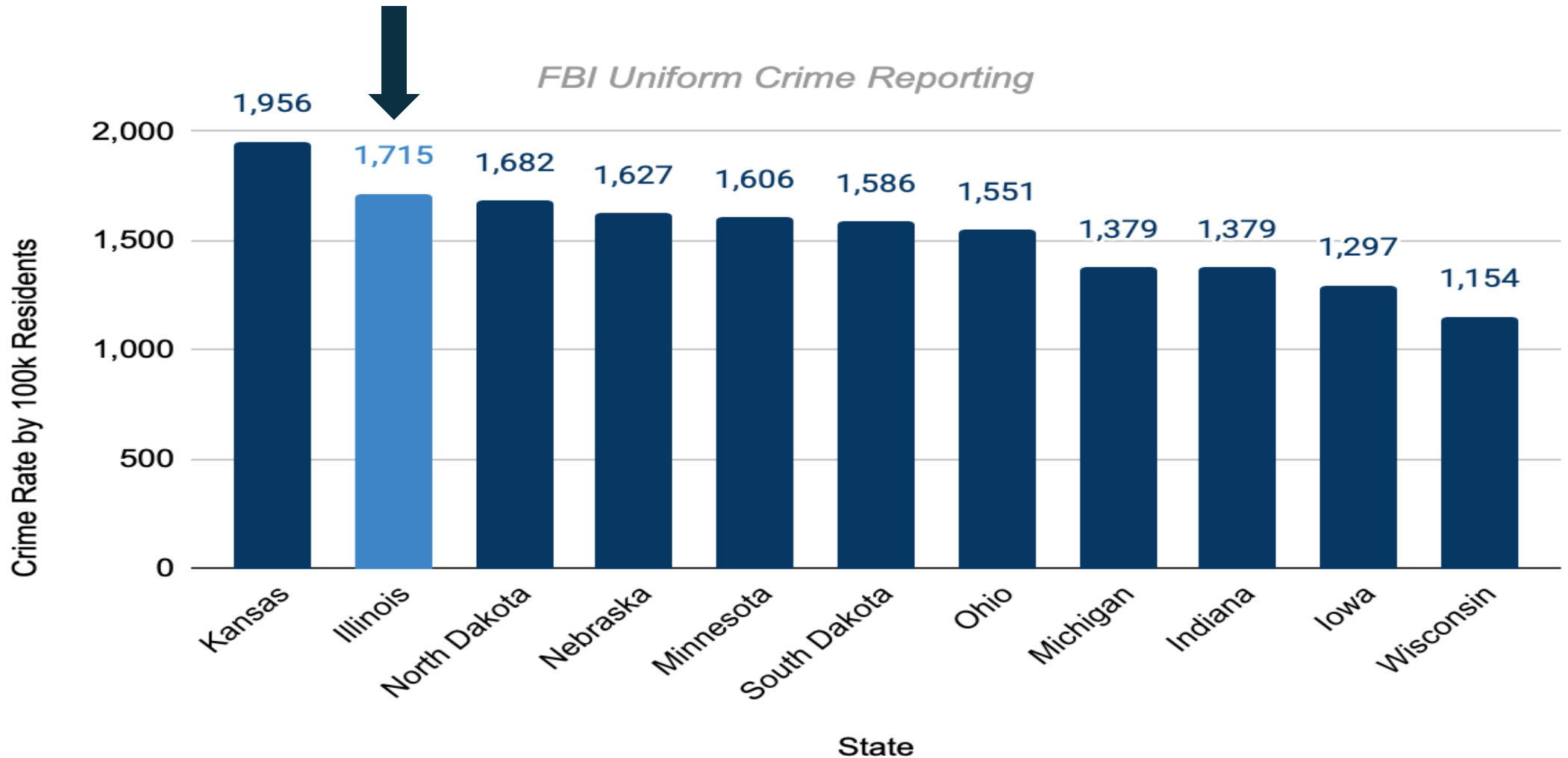


Illinois falls near the middle of Midwest states for violent crime rates, reflecting moderate but ongoing public safety challenges.



Property Crime Reported to Police Midwest 2023

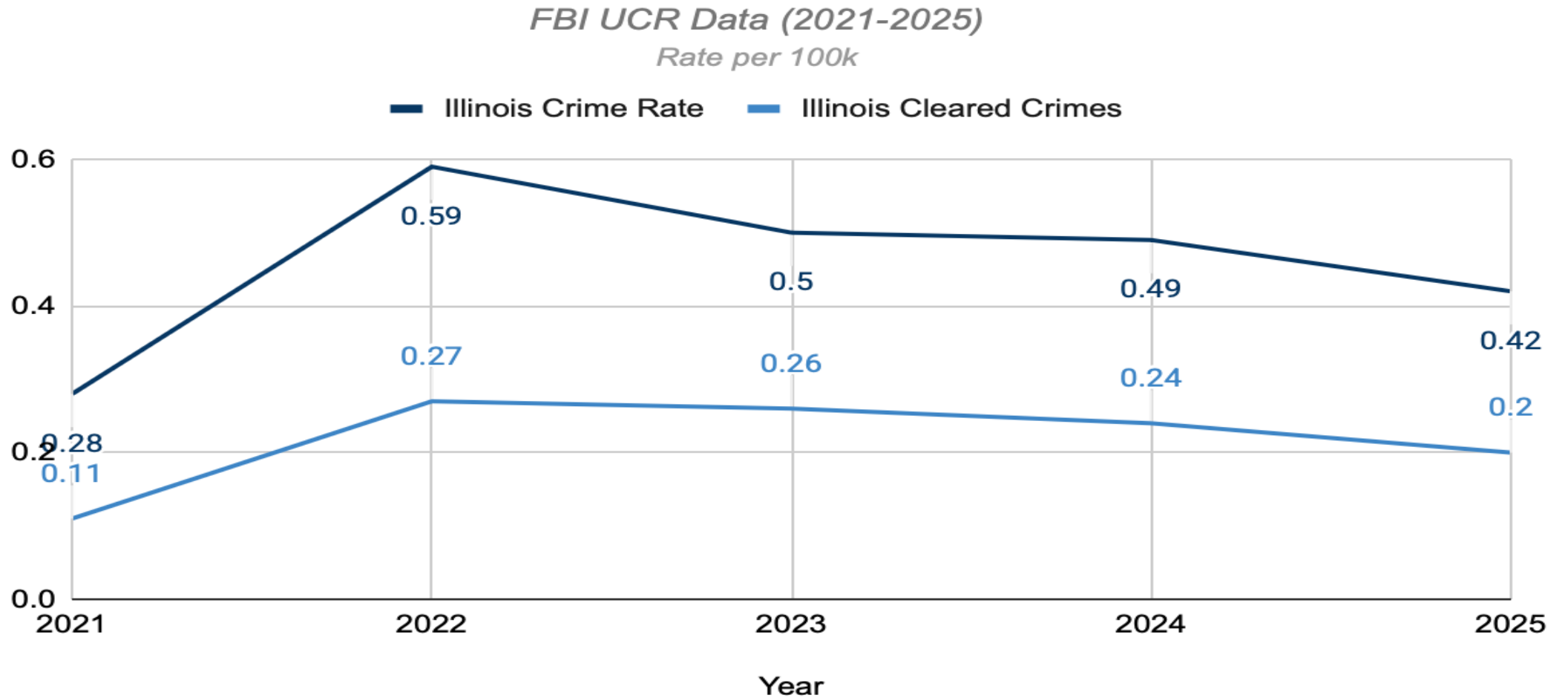
Crime Data



Illinois ranks among the higher states in property crime rates in the Midwest, indicating sustained pressure on law enforcement and prevention efforts.



Illinois Homicide Reported Crime and Clearance Rates (2021-2025)

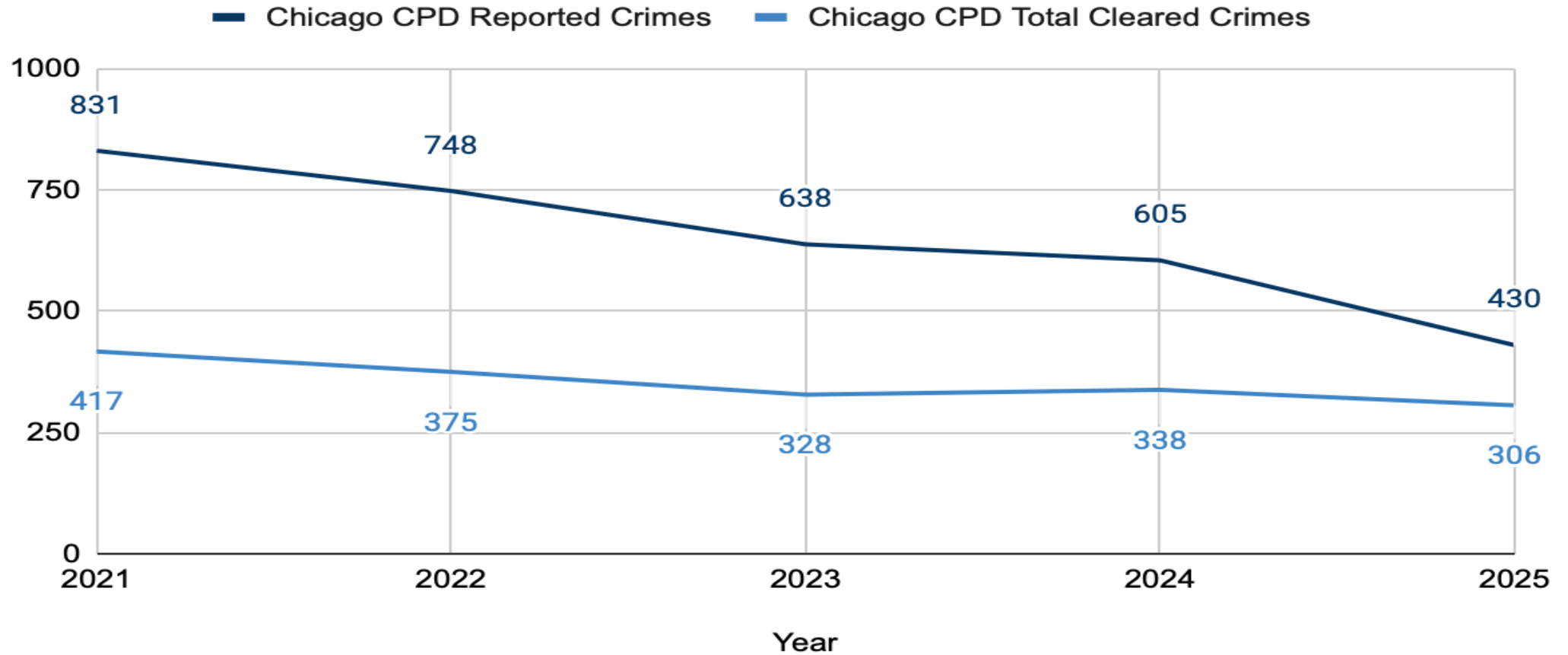


Homicide reports peaked in 2022 and declined through 2025, while clearance rates also trended downward. *Indicating fewer cases are being solved alongside the decrease in crime. the clearance of crimes indicates a lower proportion of crimes resulting in arrest or resolution.*



Chicago Crime Trends and Clearance Rates (2019-2025)

CPD Reported Crimes Homicide Trends



Chicago Crime Trends show fluctuations over time, while the clearance of crimes indicates a lower proportion of crimes resulting in arrest or resolution.

Table of Contents



Public Safety Overview

- What is Public Safety?
- History
- Systems Overview



Safe-T Act

- What is the Safe-T Act?
- Outcomes After First Year
- Detainable Offenses
- Jail Populations
- Cost of Implementation



Crime Data

- Data Discrepancies
- All Offense Trends
- Violent Crime Trends
- Property Crime Trends
- Chicago Data



Substance Data

- Dangerous Drugs
- Overdose Deaths Illinois + National
- DUI Data
- Alcohol Data
- Firearm Data



IDOC Data

- Illinois Dept. Of Corrections Data
- Courts Data
- Courts Funding Data
- Mental Health Data
- Social Worker Data
- Rehabilitation Programs
- Recidivism Data



Law Enforcement Data

- Law Enforcement Data
- Law Enforcement Funding
- 9-1-1 Funding
- 988 Funding



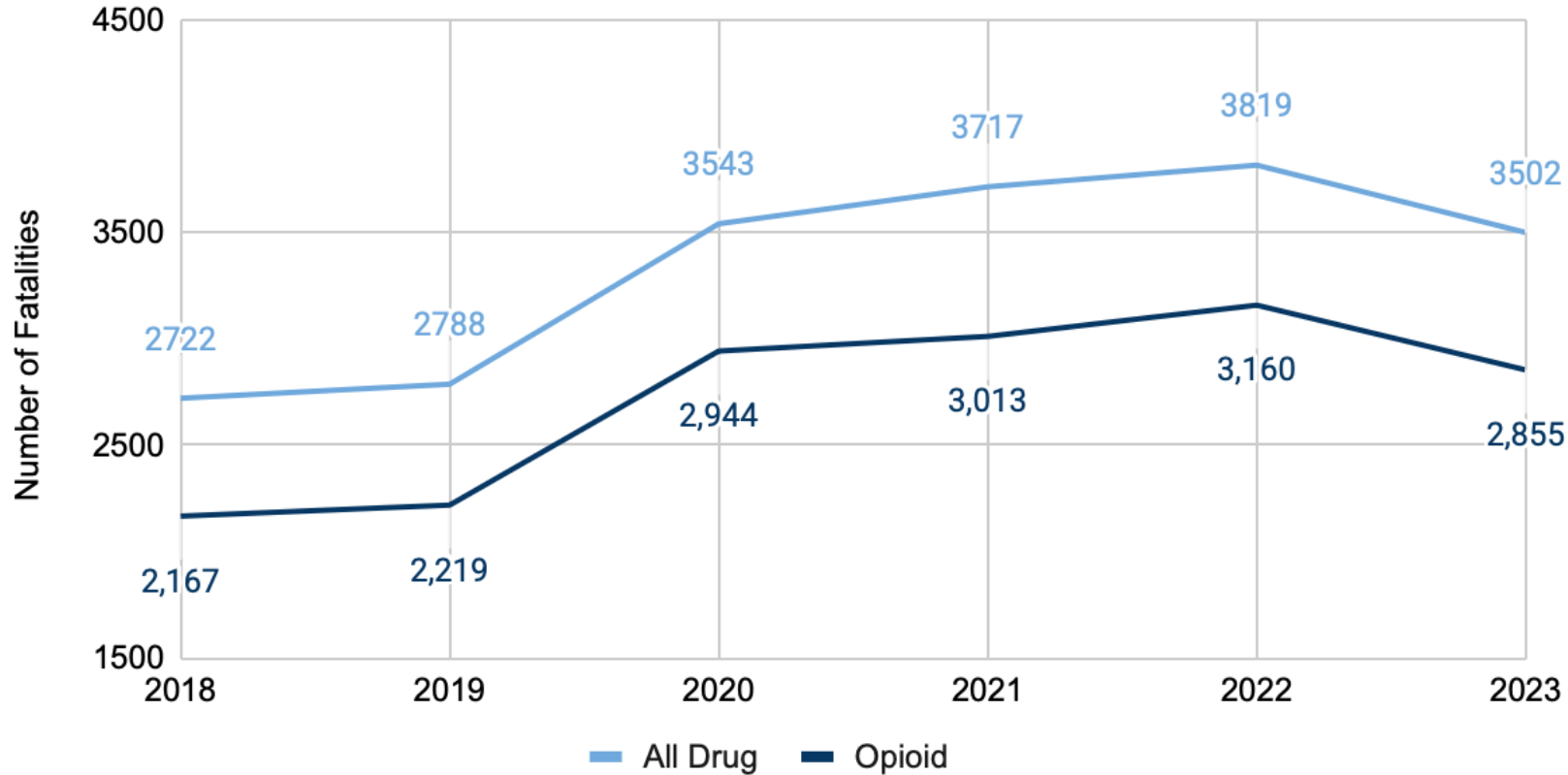
Wrap-Up

- Key Challenges
- What Does All This Mean?
- Proposed Legislation



Dangerous Drugs: Overdose Deaths in Illinois

Illinois Department of Public Health
2018-2023



Annual overdose deaths now exceed 3,300–3,500, indicating a sustained public health crisis.

The sharp increase beginning in 2020 aligns with the rise of synthetic opioids, particularly fentanyl.

Illinois' overdose death rate is approximately 27.3 per 100,000 residents (CDC 2023).

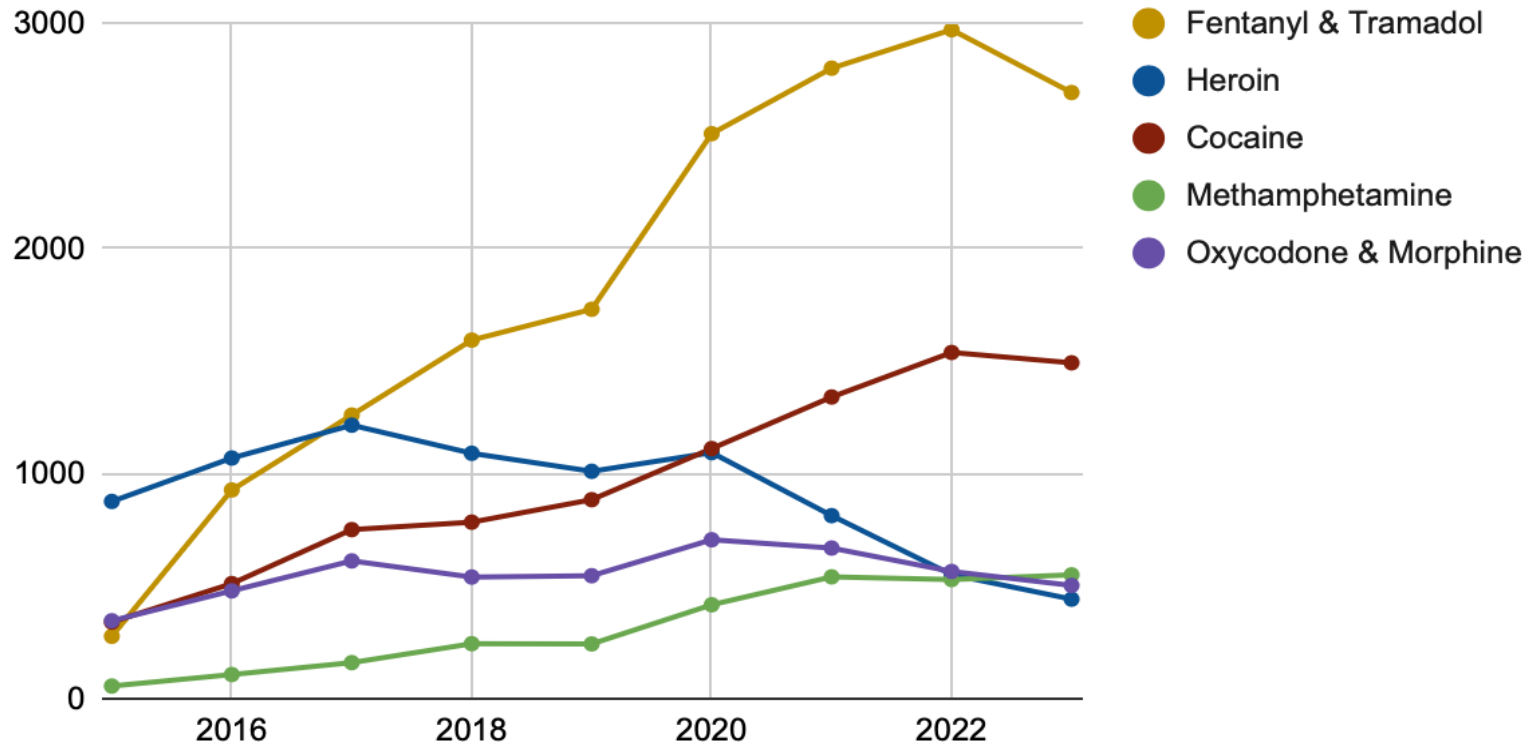
Overdoses deaths in Illinois have risen sharply over the past decade and remain at historically high levels despite a recent decline in 2023.



What's Driving Overdose Deaths In Illinois?

Opioids and Synthetic Opioids (Fentanyl) drive the majority of overdose deaths, with increasing involvement from stimulants and multi-drug use.

Drug Overdose Deaths: Illinois
CDC National Center for Health Statistics, National Vital Statistics



Overdose death rates in Illinois have more than doubled since 2013, reflecting a long-term structural increase rather than a short-term spike.

Illinois' overdose rate (~28 per 100,000) aligns with national trends, indicating the state is part of a broader nationwide crisis.

Illicit opioid use persists across the population, reinforcing a sustained risk environment even as year-to-year deaths fluctuate.

In 2023, 47% of drug overdose deaths in Illinois were due to fentanyl or tramadol. CDC national Center for Health Statistics, National Vital Statistics System.

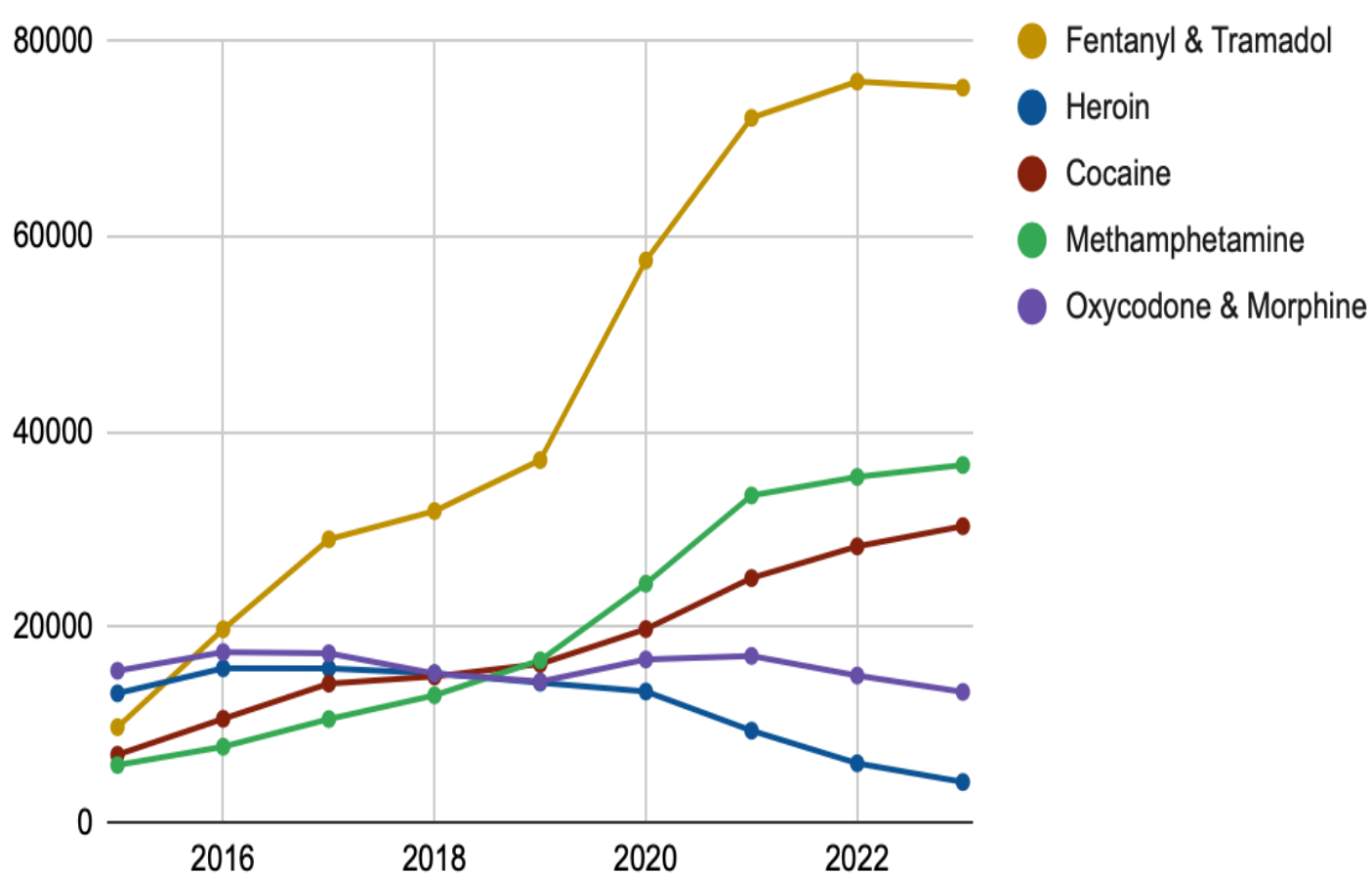


National Drug Overdose Cases

National overdose deaths have increased since 2020, driven primarily by synthetic opioids like Fentanyl. Illinois trends mirror national patterns.

Drug Overdose Deaths: United States

CDC National Center for Health Statistics, National Vital Statistics

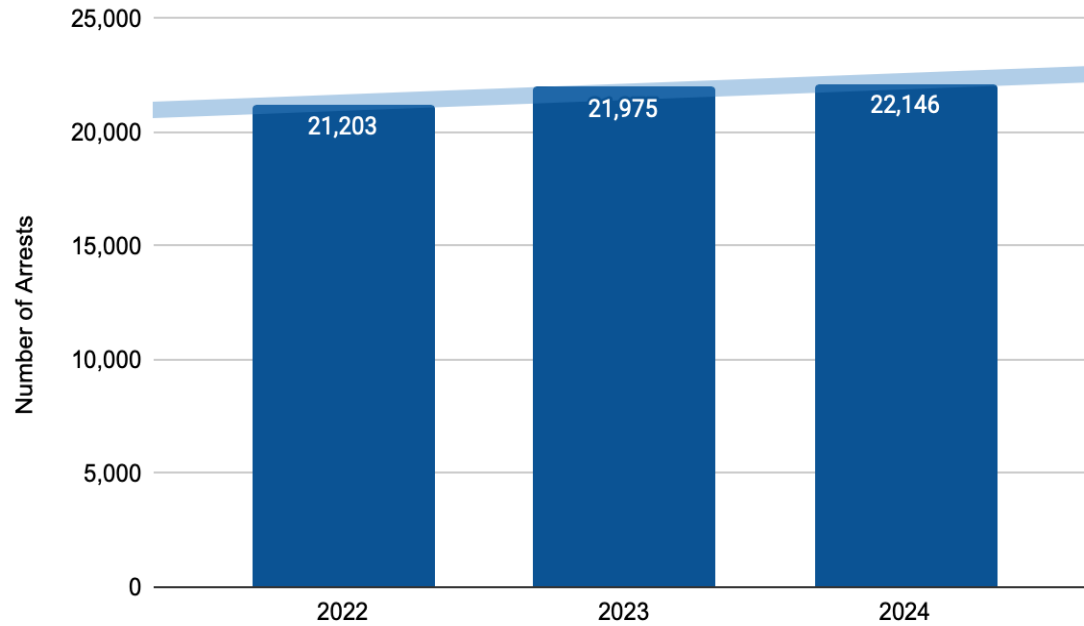


- Fentanyl deaths increased from ~30,000 (2017) to over 70,000 (2022-2023).
- Methamphetamine and Cocaine overdoses have more than doubled since 2017.
- This rise reflects a shift toward synthetic and multi-drug use, created public safety and public health challenges nationwide.



DUI In Illinois

DUI Arrests (Statewide)

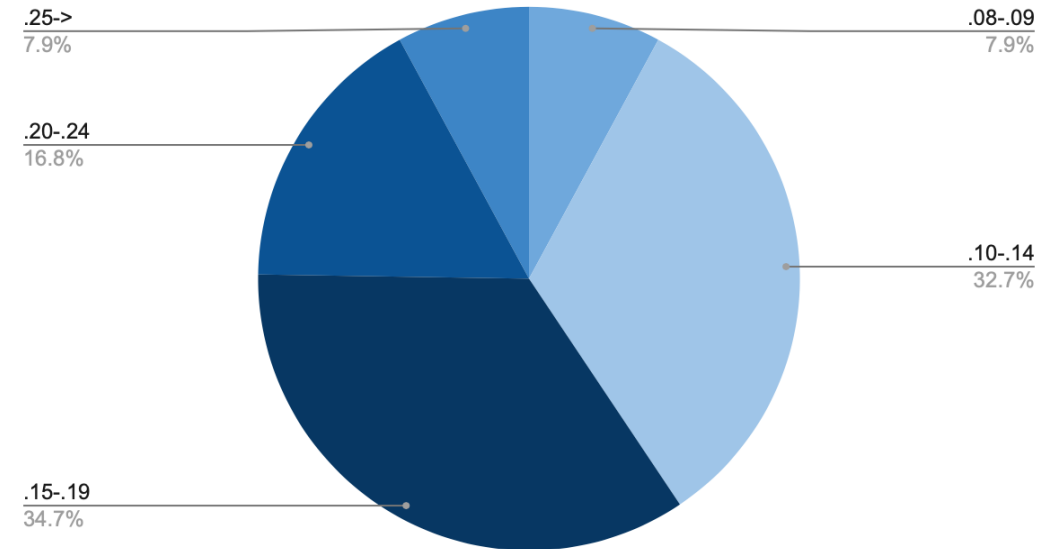


- DUI risk is concentrated among drivers ages 21-34.
- Arrest trends remain steady year over year, suggesting persistent behavior patterns despite enforcement efforts.

What is a DUI?

Driving Under the Influence (DUI) is operating a motor vehicle while impaired by alcohol, drugs, or other substances (including cannabis), or with a blood alcohol concentration (BAC) of 0.08% or higher.

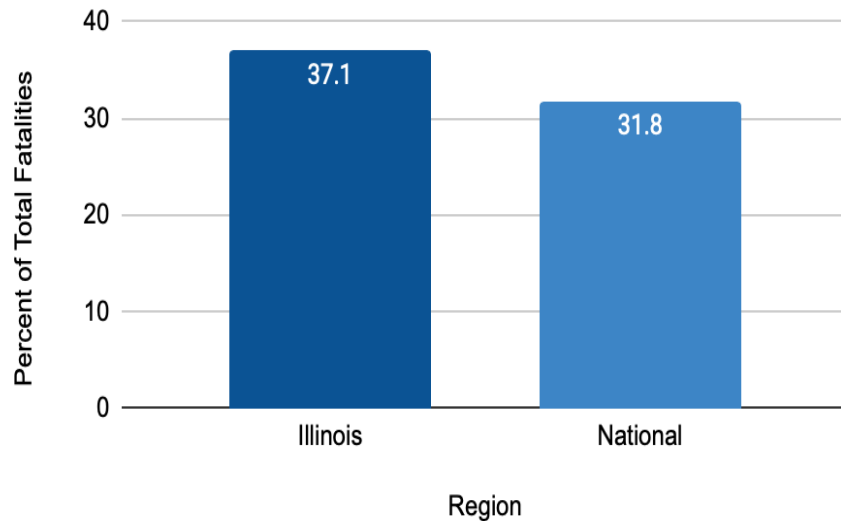
2024 BAC Levels of Drivers Who Failed a Chemical Test





Alcohol-Impaired Driving Fatalities: Illinois vs. National

Percent of Alcohol-Impaired Driving Fatalities of Total Fatalities (2022)



Key Takeaways

- Alcohol contributes to a larger share of total traffic deaths in Illinois than nationally, despite a slightly lower per-capita fatality rate.
- Alcohol impaired driving continues to remain a significant traffic safety concern in both Illinois and nationally.

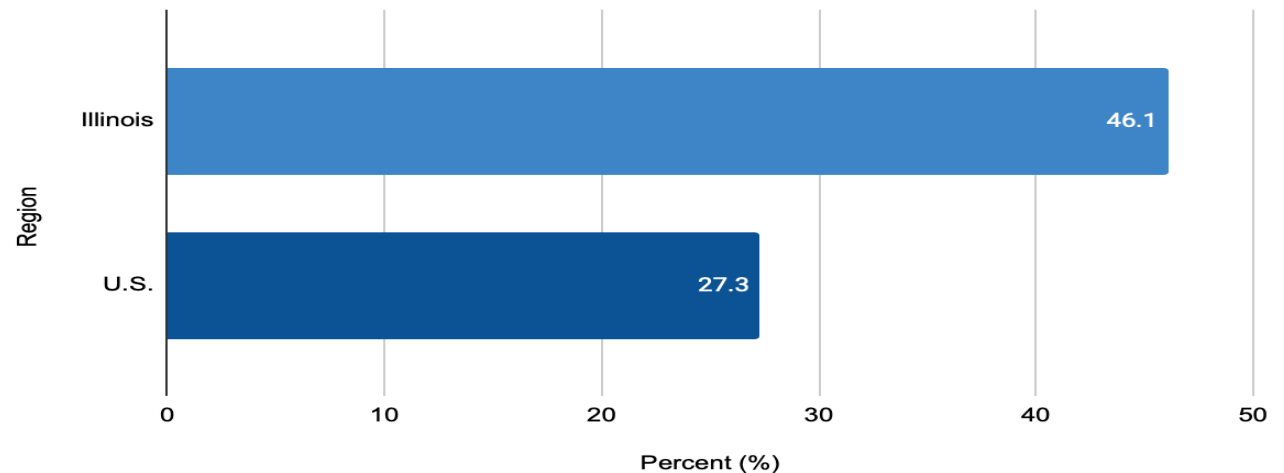
Alcohol is a factor in nearly 23% of traffic deaths in Illinois each year.

The average BAC of DUI offenders is 0.17, more than double the legal limit (0.08)

Under 21 Impact (IL 2024)

- 904 underage DUI Arrests,
- 245 Zero Tolerance license suspensions

10-Year Increase in Alcohol-Impaired Driving Fatalities per 100,000 Population (2013-2022)





Firearm Regulation, Policy, and Compliance

Substance Data

Statewide Framework

FOID required for firearm possession and purchase

Concealed Carry License (CCL) required to carry

State-level firearm regulations apply across Illinois

Recent Statewide Policy

Protect Illinois Communities Act (2023)

- Bans certain assault weapons and high-capacity devices
- Requires registration of previously owned firearms

Safe Storage Act (2026)

- When minors or prohibited persons present = firearms locked up

Reporting Firearms

- Lost or stolen firearms = reported law enforcement within 48 hours

Restrictions & Local Variation

Restricted Locations

- Schools and school grounds
- Government buildings and courthouses
- Public Transportation

Local Variation

- Chicago and Cook County have historically implemented stricter regulations
- Certain counties have expressed opposition to specific firearm laws.
- Gun Sanctuary

Implementation & Compliance Considerations

Compliance with registration requirements varies across the state

Enforcement and interpretation differ by jurisdiction

Ongoing challenges with tracking, reporting, and compliance.

Illinois has expanded firearm regulations to establish more consistent statewide standards, while local variation and compliance challenges continue to shape how these policies are implemented across jurisdictions.



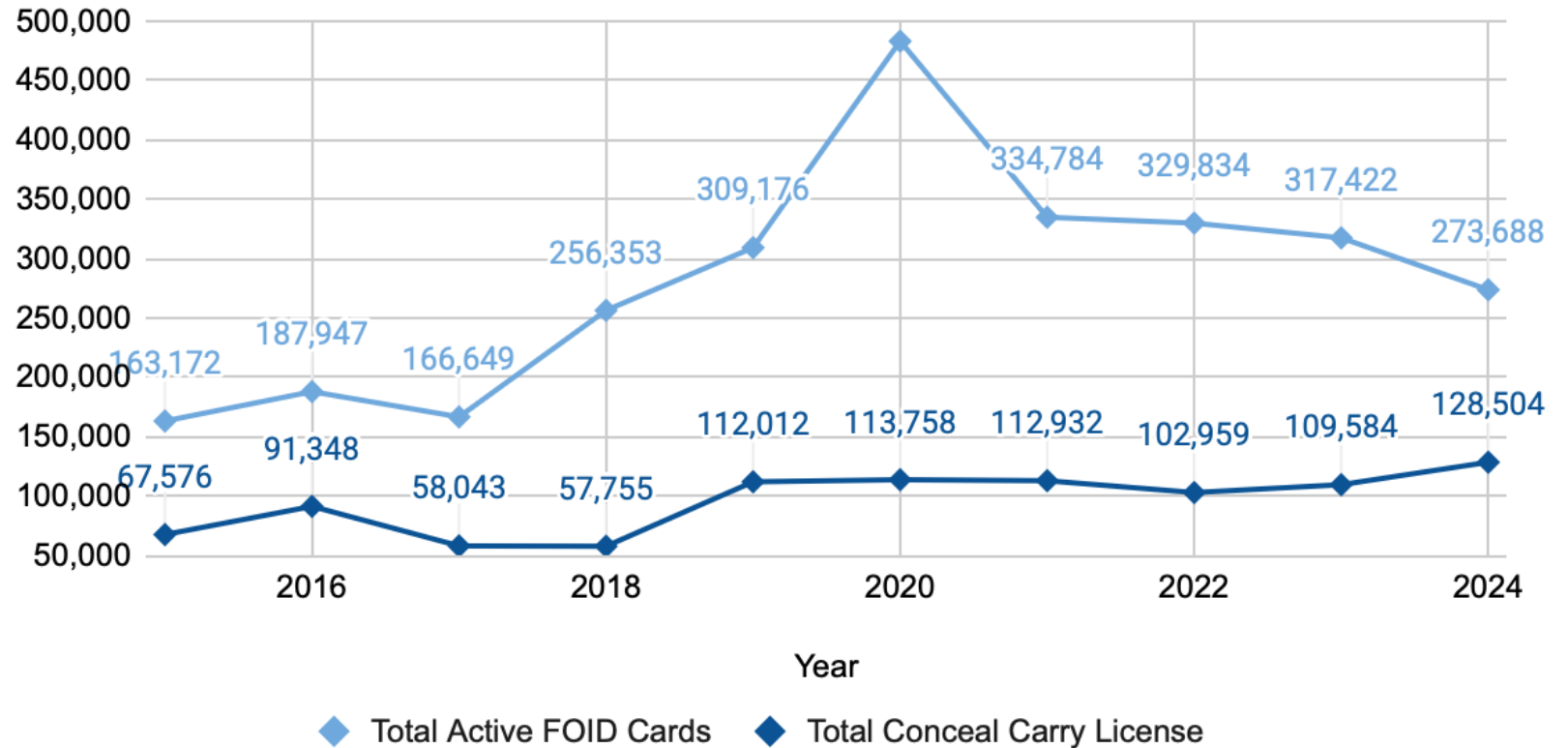
Firearm Ownership and FOID Trends in Illinois

What is a FOID Card?

- A Firearm Owners Identification Card:
 - Required to legally possess or purchase firearms and ammunition in Illinois
 - Administered by Illinois State Police under the FOID Act (430 ILCS 65)
 - Applications are reviewed through background checks
- **Basic Requirements**
 - Valid state ID
 - Disqualifiers
 - Felony conviction
 - Active protection orders
 - Certain mental health conditions

Active Total FOID Cards

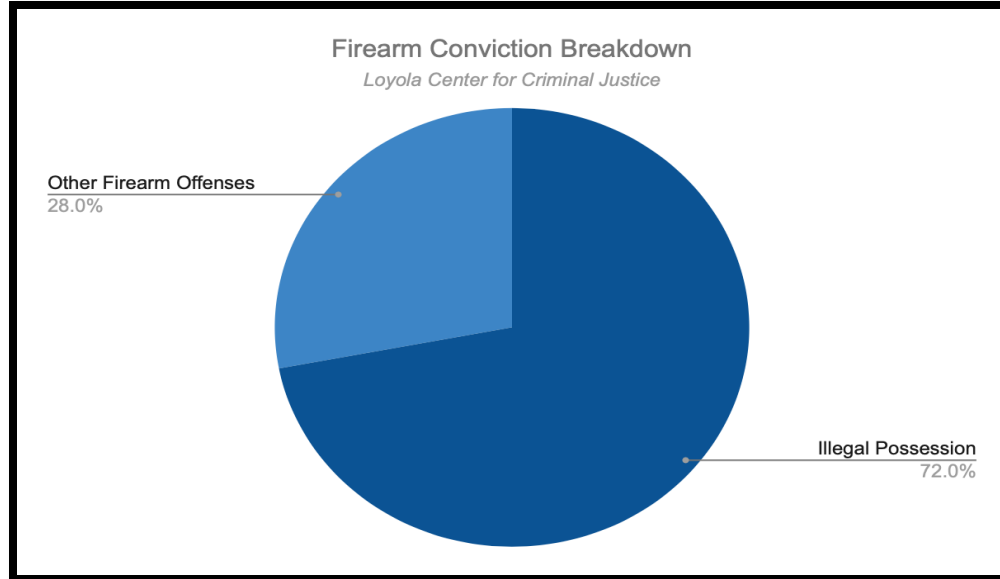
Illinois State Police Data



FOID data reflects the scale of legal firearm ownership in Illinois and provides a baseline for understanding access to firearms across the state.

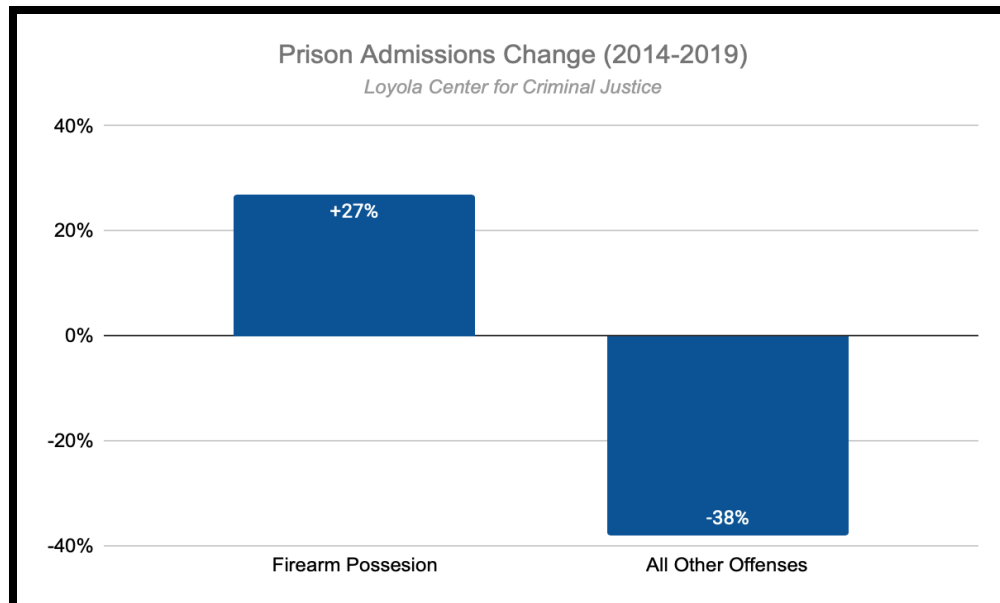


Illegal Firearm Possession in Illinois



The Possession Gap

- Illegal possession accounts for the vast majority of (72%) of the state's firearm convictions (2021)
- These cases do not involve the use of a weapon in a violent crime or unlawful discharge
- Indicates a system focus on possession offenses rather than violent gun useage



Growth In Incarceration

- Despite an overall 38% drop in other prison admissions, firearm possession admissions rose 27% between 2014 and 2019
- In Cook County, these offenses grew from 12% of all dmissions in 2014 to 27% in 2019

Table of Contents



Public Safety Overview

- What is Public Safety?
- History
- Systems Overview



Safe-T Act

- What is the Safe-T Act?
- Outcomes After First Year
- Detainable Offenses
- Jail Populations
- Cost of Implementation



Crime Data

- Data Discrepancies
- All Offense Trends
- Violent Crime Trends
- Property Crime Trends
- Chicago Data



Substance Data

- Dangerous Drugs
- Overdose Deaths Illinois + National
- DUI Data
- Alcohol Data
- Firearm Data



IDOC Data

- Illinois Dept. Of Corrections Data
- Courts Data
- Courts Funding Data
- Mental Health Data
- Social Worker Data
- Rehabilitation Programs
- Recidivism Data



Law Enforcement Data

- Law Enforcement Data
- Law Enforcement Funding
- 9-1-1 Funding
- 988 Funding



Wrap-Up

- Key Challenges
- What Does All This Mean?
- Proposed Legislation



IDOC Overview & Population Trends

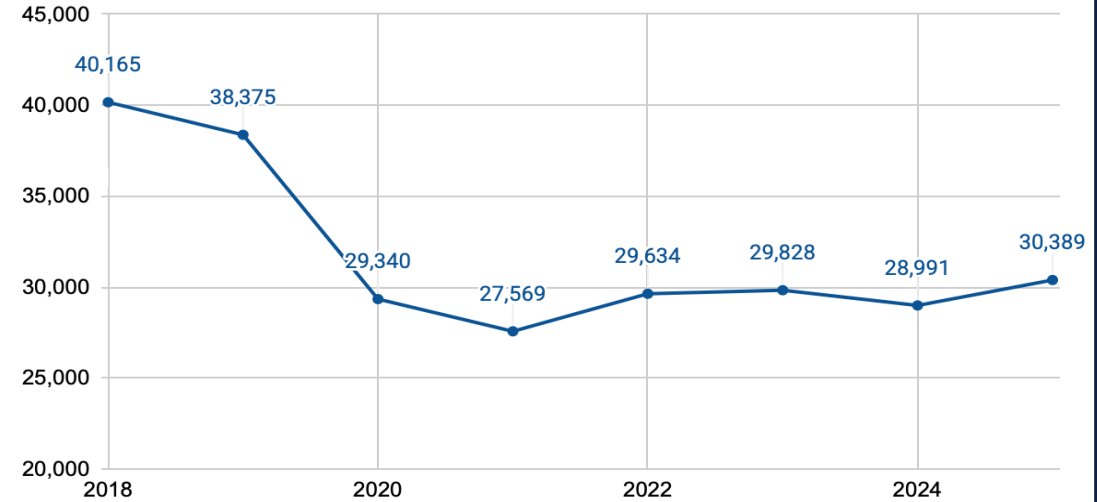


IDOC at a Glance

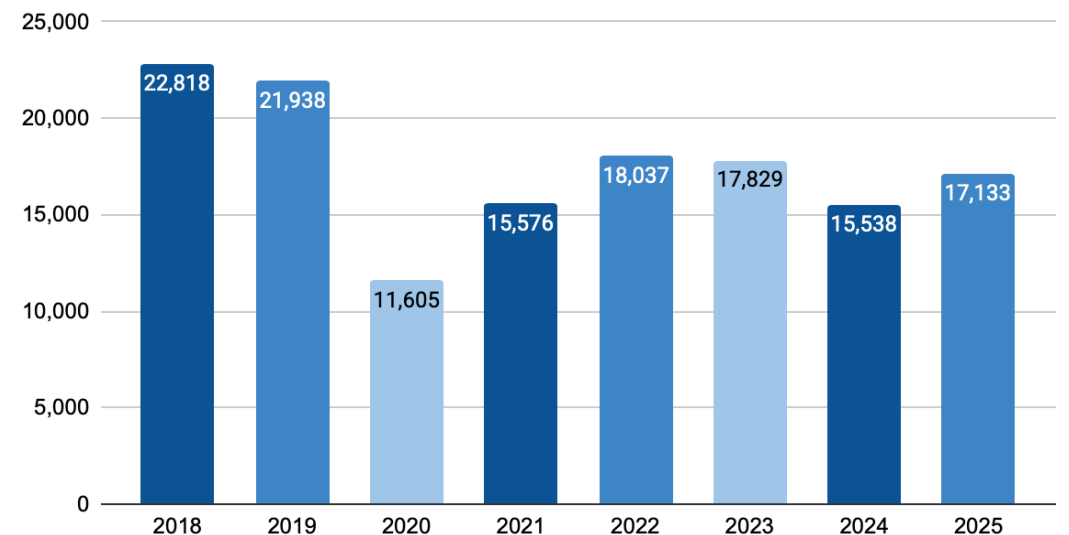
- Manages individuals convicted of felony offenses and MSR violations
- Current Prison Population ~ 30,389 (late 2025/early 2026).
- Illinois incarceration rate: 433 per 100,000 residents
- Part of the broader system including prisons, jails, and community supervision

Admissions have not returned to pre-2020 levels, with the SAFE-T Act (2023) reinforcing a structural shift toward fewer prison entries.

Prison Population Trends
IDOC



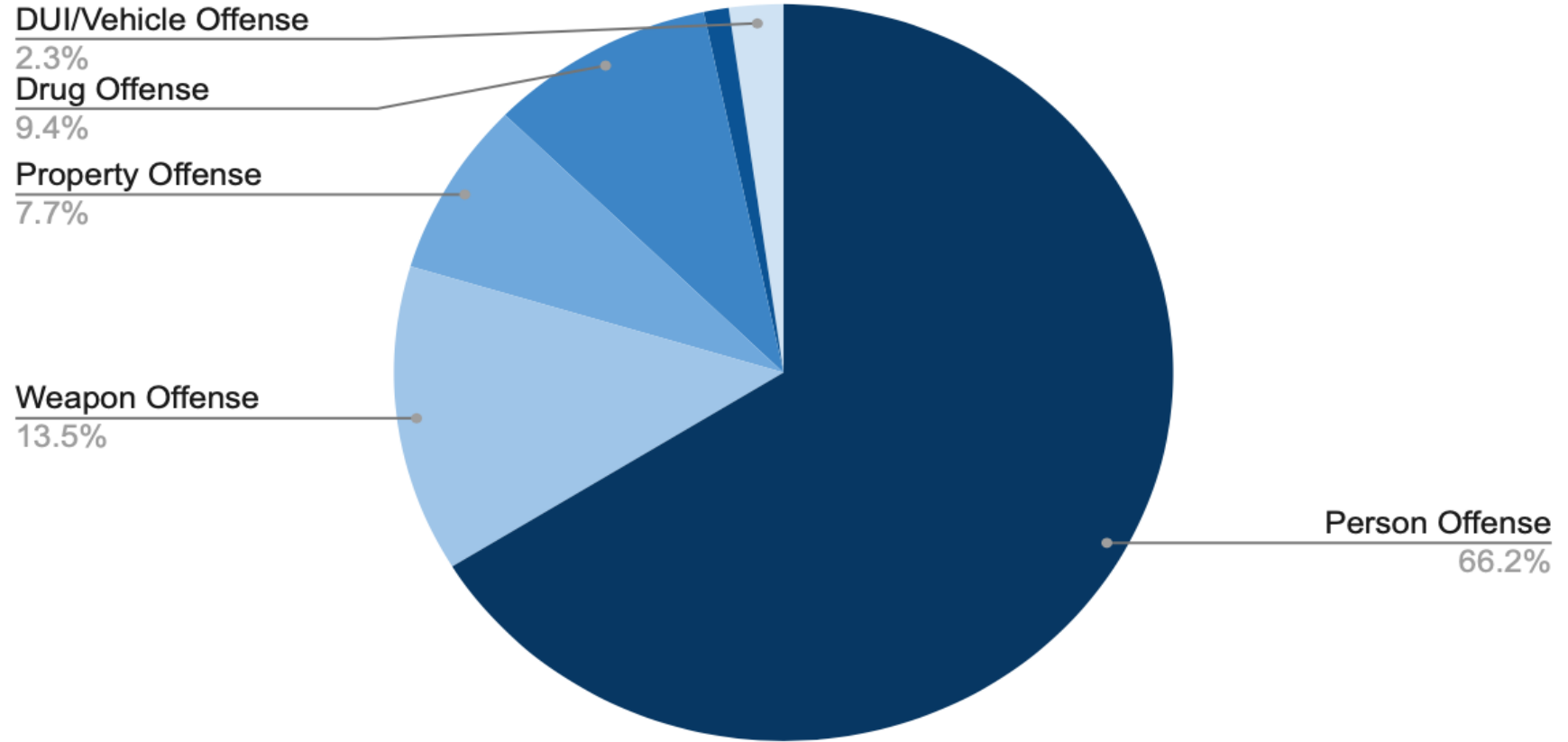
Prison Admission Trends
Loyola Chicago Center For Criminal Justice





Prison Population (2025)

Prison Population by Offense
Loyola Chicago Center For Criminal Justice



When we look at who is actually in prison, the majority are there for person offenses. Property and drug crimes make up a much smaller portion. This is important because it means the population is largely driven by serious offenses, which are tied to longer sentences and fewer release options.



Role of Courts in the Justice System

Courts are the central decision point that determine who enters, stays in, or exits the justice system.

Arrest/Booking

- Investigation
- Law enforcement makes an arrest
- Individual processed and taken into custody

Jail/Prison

- If detention is ordered or sentenced to incarceration

Courts

- Circuit Court: Pretrial, Facts, Sentencing
- Appellate Court: Review or Reverse Legal Decisions
- Supreme Court: Highest, Supervise, Final Say

Release

- Pretrial Release/Supervision
- Release from custody or completion of sentence

Circuit Court is the court of original jurisdiction involves pretrial, case facts, sentencing.

Appellate Courts review legal decisions, not case facts.

The Supreme Court provides final decisions and system oversight.

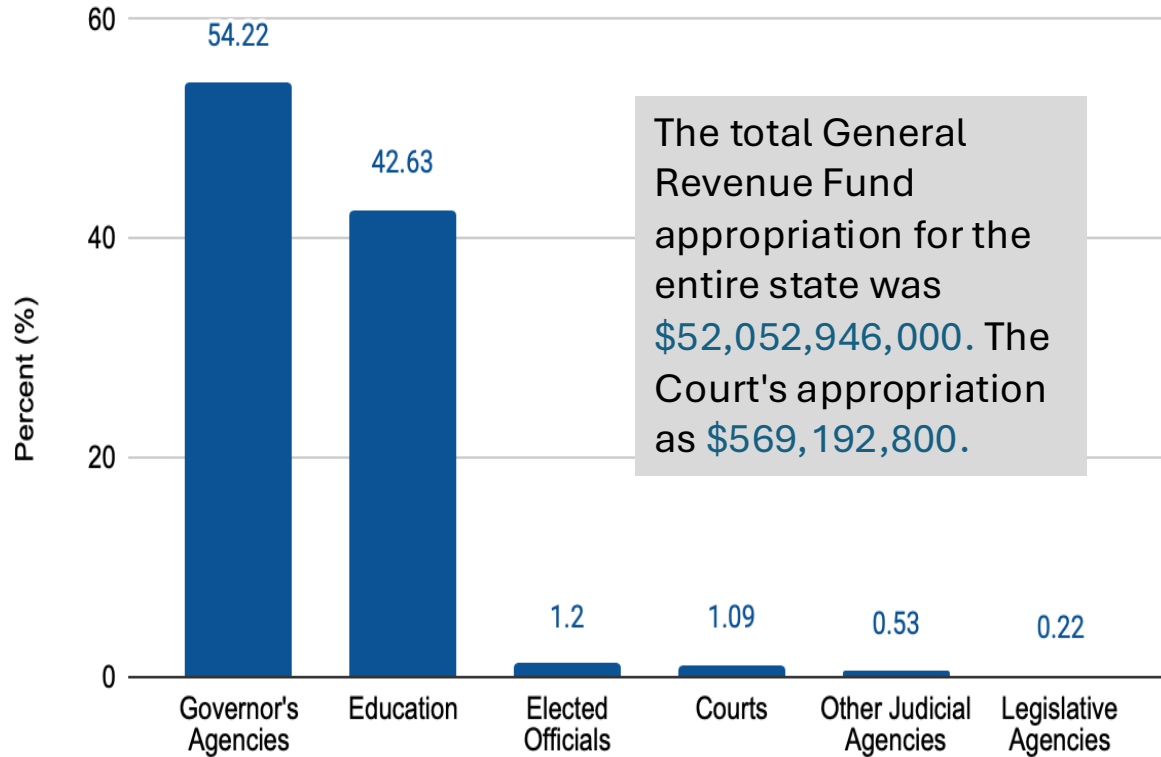
Court decisions directly determine system flow, incarceration, and outcomes.



Illinois Courts: Funding and Scale

State Funding

Supreme Court's share of the General Revenue Fund appropriations for Fiscal Year 2025.



The total General Revenue Fund appropriation for the entire state was \$52,052,946,000. The Court's appropriation as \$569,192,800.

Illinois courts are funded through a shared system where the state funds judges and statewide services, while counties fund local court operations and infrastructure.

Key State Funding Highlights

Total General Revenue Fund (FY2025): \$52.05 Billion

Judicial Branch Appropriations: \$569 Million

Supports ~ 3,100 probation and court services personnel

- State Funds judicial salaries
- Supreme & Appellate Courts
 - Circuit Courts
 - Probation & Court Services
 - Statewide Court Administration

- Counties Fund
- Courthouse Facilities & Infrastructure
 - Circuit Clerk Offices & Staffing
 - Day-to-Day Trial Court operations
- Total operating cost 2024: \$240,058,421



Illinois Courts: Funding and Scale

Primary Funding Sources

State Income Tax

- Supports State funding for judges, statewide services, and court programs

County Property Tax

- Funds local court operations, courthouse facilities, and clerk offices

Filing Fees

- Paid by individuals and businesses

Court Fines & Assessments

- Fees imposed by the court.

Support Illinois Justice through combination of state, local, and court funding fees.

Court-related fees, fines, and assessments collected by circuit clerks are dedicated to improving court operations and supporting essential programs throughout Illinois.

Revenue collected by circuit clerks and specific purposes (2024)

Court Automation Fund	Automated system for court records	\$21,817,367
Court Document Storage Fund	Storage of court records	\$21,229,123
Circuit Court Clerk Operations	Offset costs for collection and disbursement of funds	\$7,003,758
County Fund to Finance Court System	Help finance court system in the county	\$5,294,895
County Law Library Fund	Maintain law library for judges, attorneys, and public	\$9,093,540
Violent Crime Victims Assistance	Support victim and witness assistance centers	\$4,085,712
Traffic & Criminal Conviction Surcharge	Training for law enforcement and correction officers.	\$6,280,172
Drug Treatment Fund	Treatment programs for addiction	\$3,049,166
Trauma Center Fund	Support Illinois Trauma centers	\$1,531,645
Drivers Education Fund	Support Drivers education programs in high schools.	\$1,611,807
Child Support	Court ordered payments	\$914,691,164



Mental Health Prevalence in the Justice System

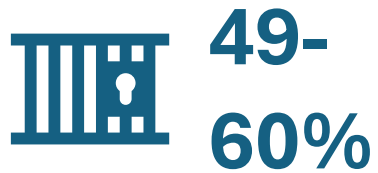
Mental Health and Substance Abuse use disorders are significantly more common among justice-involved individuals than in the general population.



More common:

Mental health disorders are 4-6 times more common among justice-involved individuals vs. the general population

Jails: 20% serious mental illness. 68% Substance abuse disorder



Of incarcerated individuals report a mental health condition



Of jail inmates have co-occurring substance use disorders. Substance use and mental health disorders often occur together



Of Illinois prisoners report experiencing traumatic events in their lifetime

Research estimates 1 million individuals with a Mental Health Disorder are on probation or parole in the United States.

Mental health and substance use challenges are widespread across the justice system and impact individuals at every stage of involvement.



Mental Health, Crime, and System Response

IDOC Data

7-10%

Of all police-citizen interactions involve a mental health disorder.

Lack of Treatment Drives System Involvement

- 63% of individuals with a history of mental health disorder received treatment in prison (2011-2013)
- 45% of those jailed received treatment (2011-2012)

68% of IL police/sheriffs rank mental health crisis response as a top-3 community proirity.

Barriers lead to repeat involvement

- Many individuals do not receive treatment while incarcerated
- Individuals with a mental health disorder on parole are nearly 2x more likely to be reincarcerated within one year of released

Courts are a Key Intervention Point

- Primary referral source for treatment
- Identify behavioral health needs early in the process
- Connect individuals to treatment, support, and community services



Social Workers In Illinois: Workforce & Role

IDOC Data



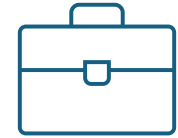
30,000+

Licensed social workers in IL



60%

Nation's core mental health providers are clinical social workers



74,000

Annual job openings projected nationally

Workforce Role

- Courts & corrections
- Child welfare & DCFS
- Community Mental Health
- Schools & Healthcare Systems

Workforce Demand

- Critical for baseline behavioral health
- Experiencing rapid, growing demand
- Workforce shortages directly impact vulnerable services

Social Workers are the essential foundation supporting mental health, prevention, and vital community services across districts in Illinois.



Social Workers In Illinois: Workforce & Role

IDOC Data



49-60%

Incarcerated individuals with mental health conditions



~45%

Jailed inmates with mental health needs actually receiving treatment



2x

Individuals with mental health disorders are twice as likely to be reincarcerated

System Challenges

- Widespread, unaddressed behavioral needs
- Severe lack of adequate treatment inside jails
- High rates of repeat system involvement

Role of Social Workers

- Delivering targeted mental health services
 - Providing critical diversion support
 - Ensuring reentry and probation stabilization

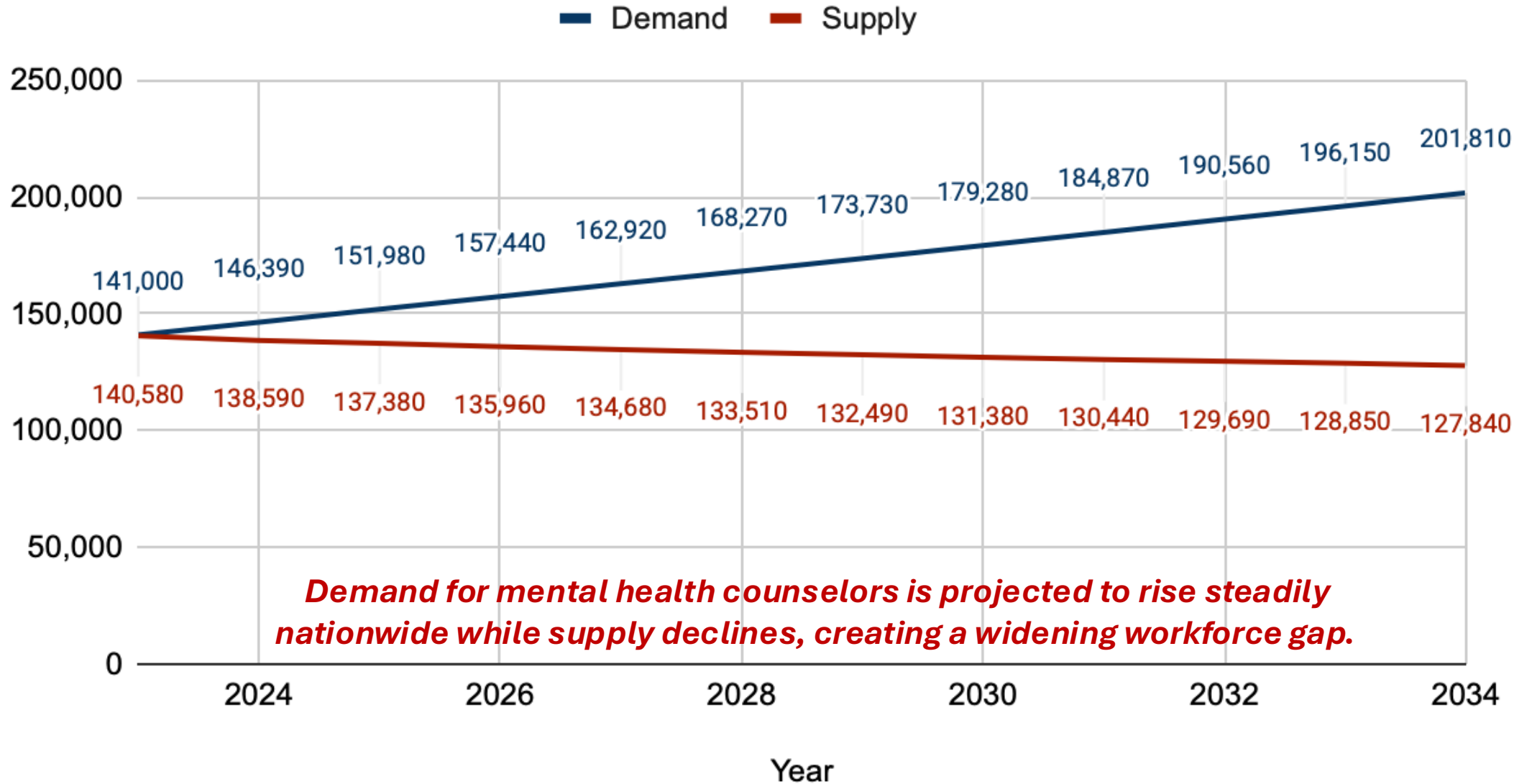
Social Workers are a vital, cost-effective part of the solution to intercept crises and radically reduce repeat justice system involvement.



Mental Health Counselors National Projected

IDOC Data

HRSA National Center for Health Workforce Analysis

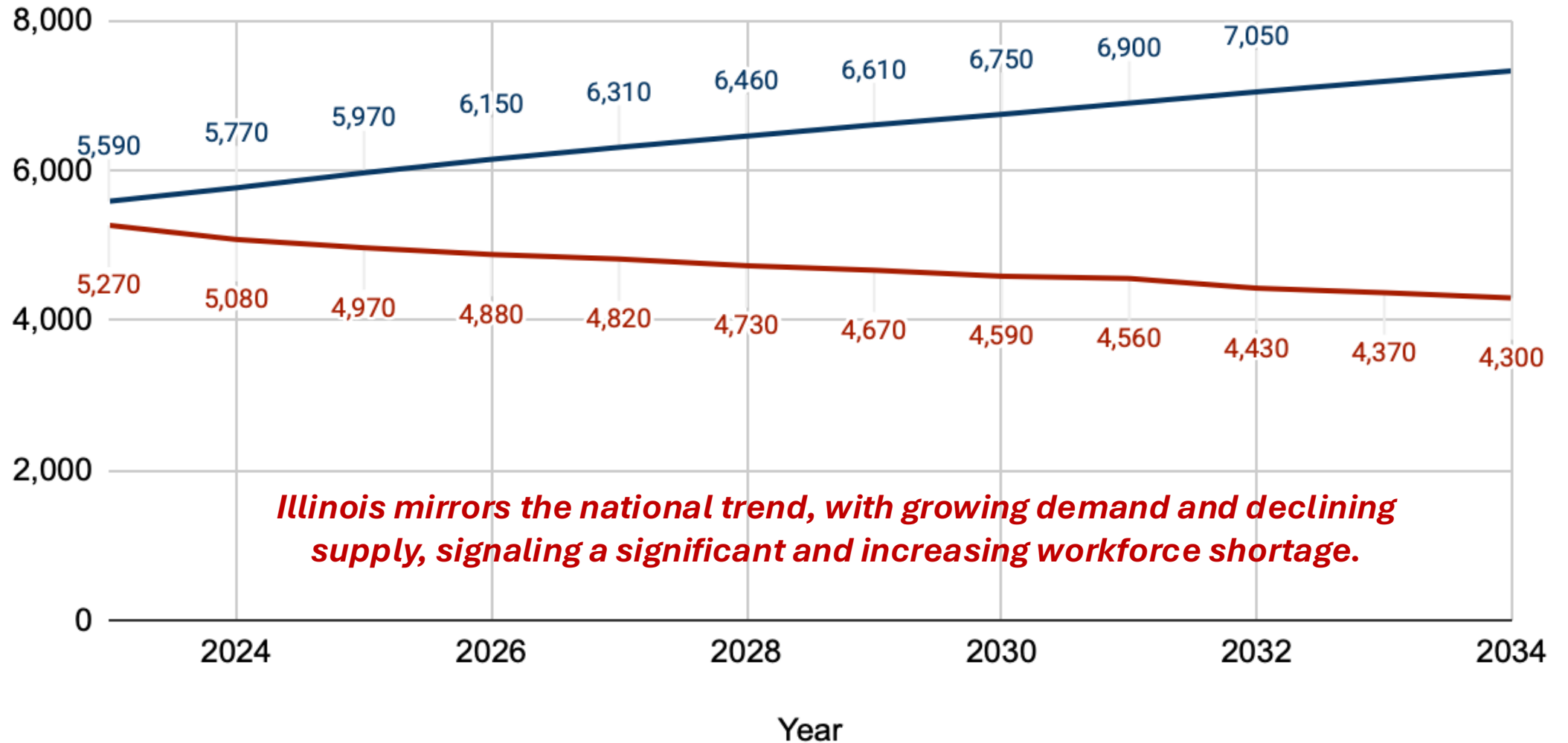




Mental Health Counselors Illinois Projected

HRSA National Center for Health Workforce Analysis

Supply Demand





Rehabilitation Programs

IDOC Data

Illinois offers a comprehensive network of rehabilitation programs designed to reduce recidivism, build skills, and support successful reentry into society. Five Core Areas:

Education & Vocational Training

- ABE, GED, and college programs
- Certified trades: welding, construction, automotive
- Job readiness and workforce certifications

Behavioral & Cognitive Programs

- TRAC (15-hour behavior and goal-setting program)
- Anger management, CBT, relapse prevention
- Criminal thinking and decision-making programs

Substance Abuse & Mental Health

- Therapeutic communities
- Peer education (recovery support)
- Integrated mental health services
- Drug court

Reentry & Employment Programs

- Adult Transition Centers (work release)
- Resume workshops, tax credit programs, employer incentives
- Reentry summits and community service connections

Faith-Based & Support Programs

- Chaplaincy services and religious instruction
- Bible study, mentoring, spiritual counseling
- Faith Behind Bars Act (2024): guarantees access to religious practice and materials while incarcerated

Illinois offers a wide range of rehabilitation programs, but outcomes depend heavily on access, participation, and continuity after release.

Access

Not all facilities offer same programs.

Geographic location and facility type can limit what programs are available.

Participation

Voluntary enrollment and consistent engagement are essential.

Motivation and institutional support are important.

Continuity After Release

Skills and progress made inside must be reinforced outside.

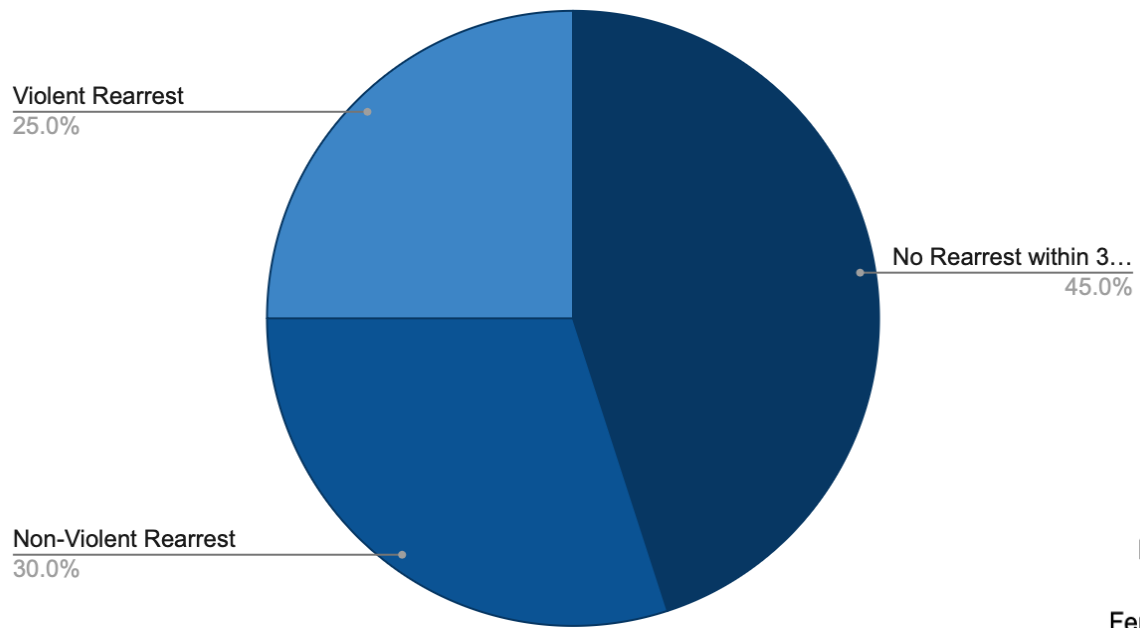
Community, employment, ongoing support services are important.

Bridging the gap between in-facility programming and community-based support remains a central challenge for the Illinois Department of Corrections.



Recidivism Patterns After Release

ISP, IDOC, ICJIA (2018-2019) Data

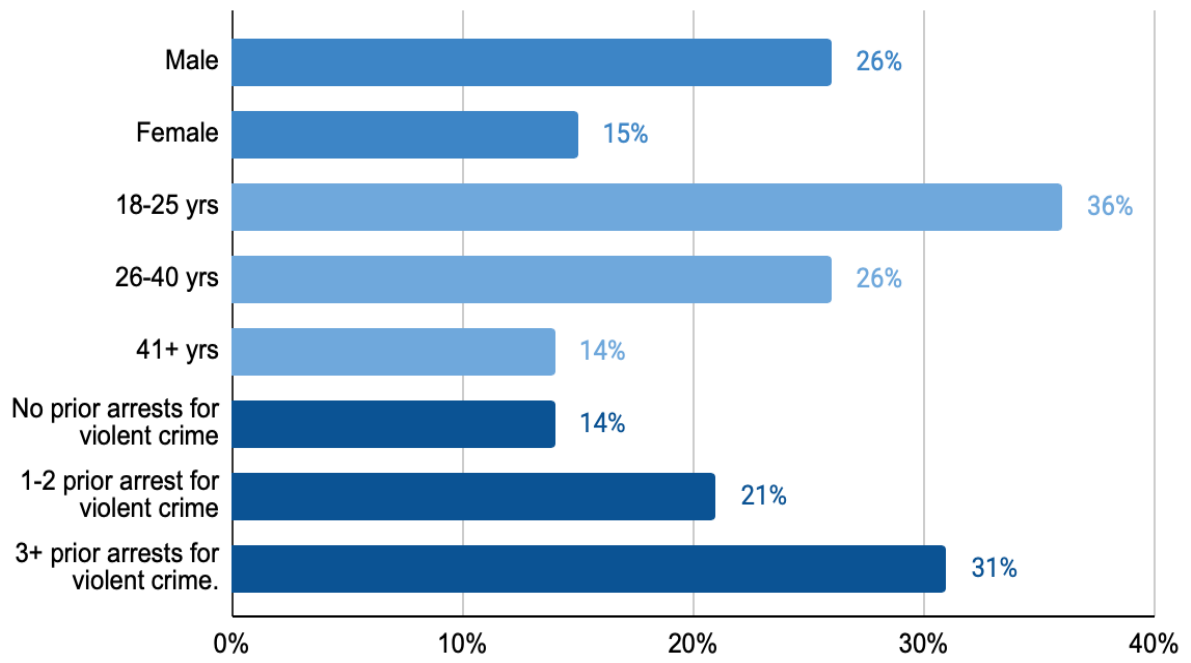


- Less than 1% arrested for murder
- 75% had no violent crime rearrest
- Domestic Violence Offenses account for ~12% of violent rearrest cases
- Younger individuals (18-25) have the highest risk at ~36%

Recidivism continues to be a factor in the system, although data indicates that the majority of reoffending involves non-violent offenses.

Violent Crime Arrest Following Release from Prison

ISP, IDOC, ICJIA (2018-2019) data

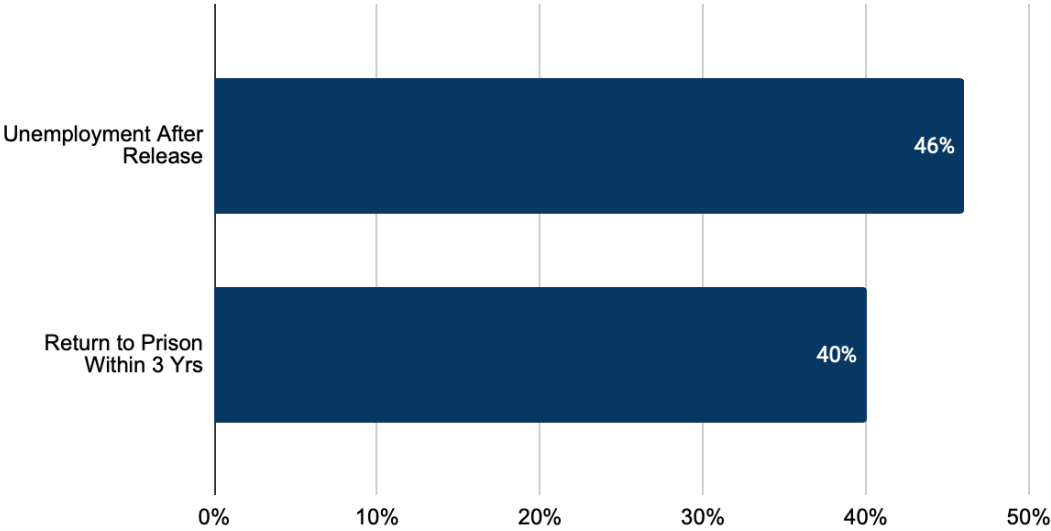




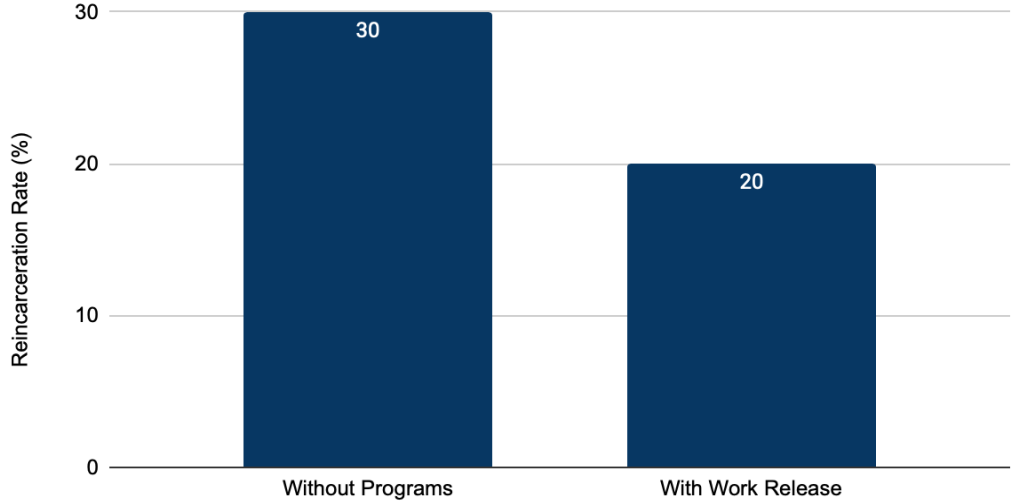
Reentry Gaps and Program Effectiveness

Reentry challenges, especially employment, drive recidivism, while structured programs significantly improve outcomes.

Reentry Challenges
ICJIA Data (2021-2022)



Program Impact: Work Release
ICJIA Data (2019-2022)



Program Duration Matters:

- Programs lasting less than 1 yr are associated with higher recidivism rates

Employment Drives Success

- Stable employment is strongly linked to reduced recidivism and better long-term outcomes

*Work release participants also see **15.5% lower rearrest, 36.9% lower reincarceration, +22% longer time to rearrest, and +63% longer time to reincarceration***

Table of Contents



Public Safety Overview

- What is Public Safety?
- History
- Systems Overview



Safe-T Act

- What is the Safe-T Act?
- Outcomes After First Year
- Detainable Offenses
- Jail Populations
- Cost of Implementation



Crime Data

- Data Discrepancies
- All Offense Trends
- Violent Crime Trends
- Property Crime Trends
- Chicago Data



Substance Data

- Dangerous Drugs
- Overdose Deaths Illinois + National
- DUI Data
- Alcohol Data
- Firearm Data



IDOC Data

- Illinois Dept. Of Corrections Data
- Courts Data
- Courts Funding Data
- Mental Health Data
- Social Worker Data
- Rehabilitation Programs
- Recidivism Data



Law Enforcement Data

- Law Enforcement Data
- Law Enforcement Funding
- 9-1-1 Funding
- 988 Funding



Wrap-Up

- Key Challenges
- What Does All This Mean?
- Proposed Legislation



Law Enforcement Workforce

30,550
Police and Sheriff Patrol Officers

Illinois has above-average concentration of law enforcement compared to other states

~ 990 – 1,000
Law enforcement Agencies

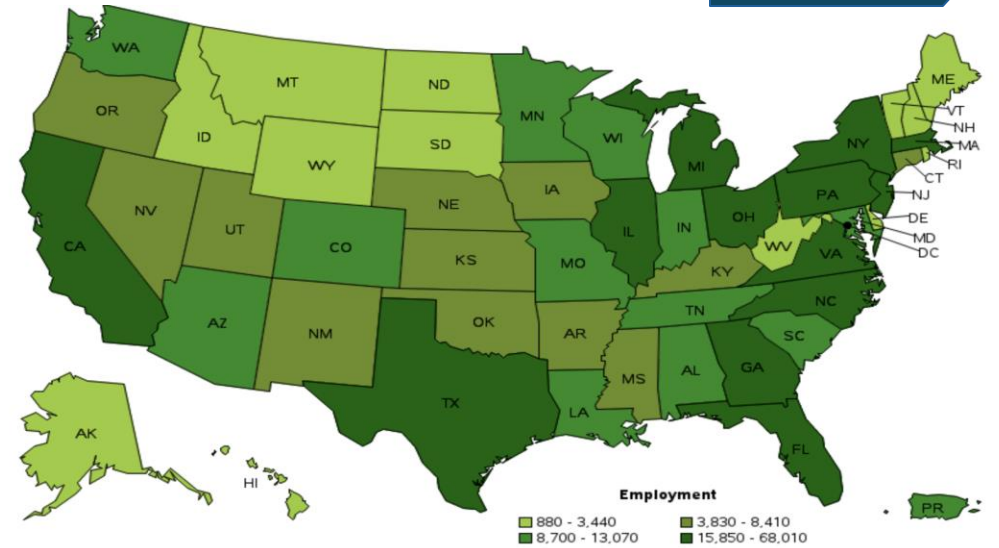
Includes state, county, municipal, and special jurisdiction agencies

102
County Sheriff Offices

Sheriffs are elected and operate the county jail in each county

1,840
Illinois State Police Sworn Officers (ISP)

Statewide law enforcement with specialized units and support services



State	Employment	Hourly Mean Wage	Annual Mean Amount
California	68,010	\$53.74	\$111,770
Texas	57,760	\$35.38	\$73,600
Florida	48,030	\$37.73	\$78,480
New York	37,910	\$42.98	\$89,400
Illinois	30,550	\$42.13	\$87,630

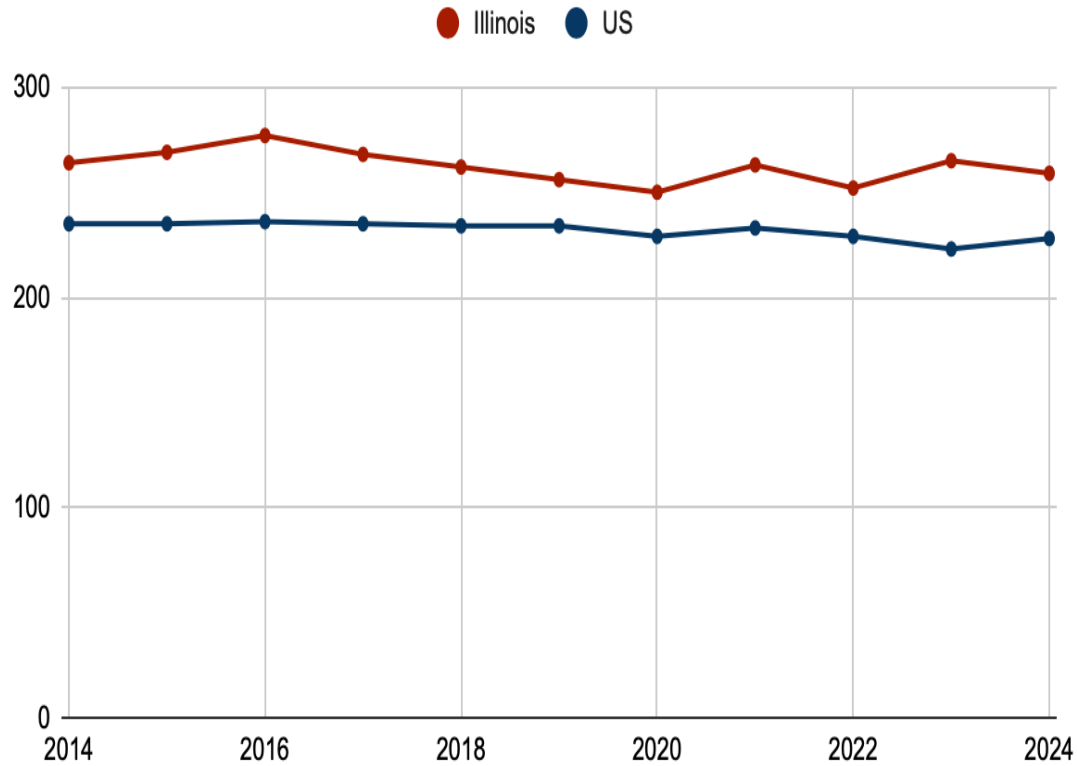
Illinois Ranked in the Top 5 States with the Highest Employment level in May of 2023.



Officers, Crime & Demand

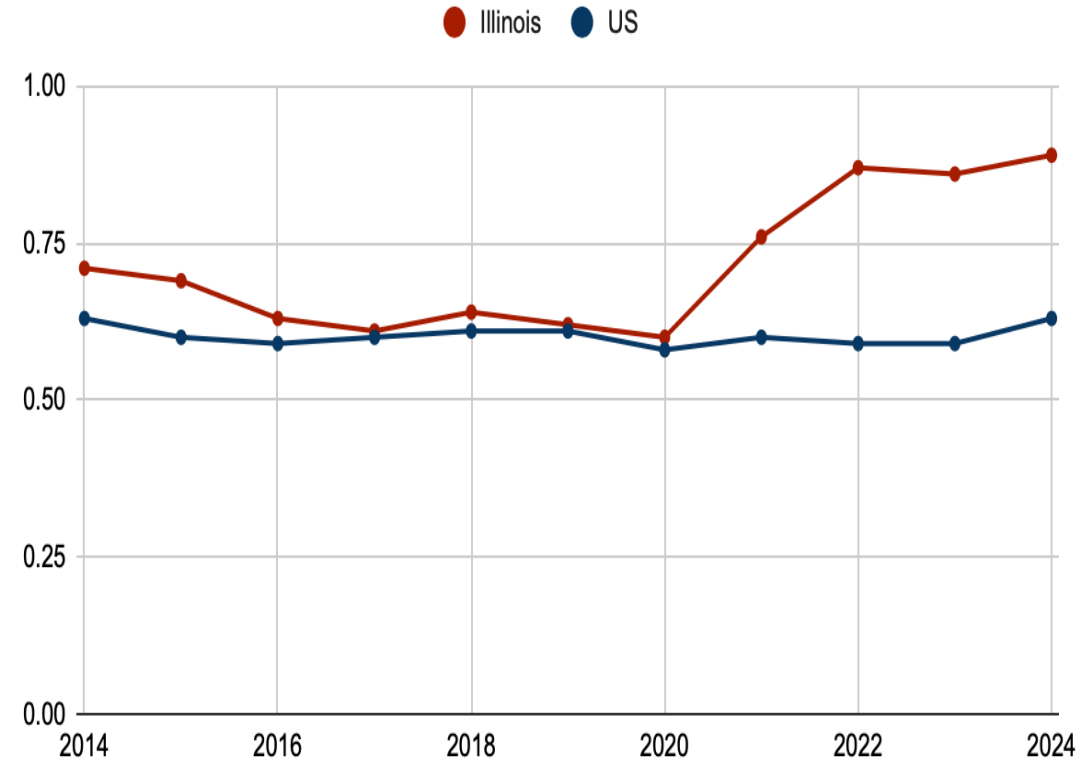
Police Officers and Detectives Employed per 100k Residents

BLS Occupational Employment and Wage Statistics



Police Officers and Detectives Per Violent Crime Incidents

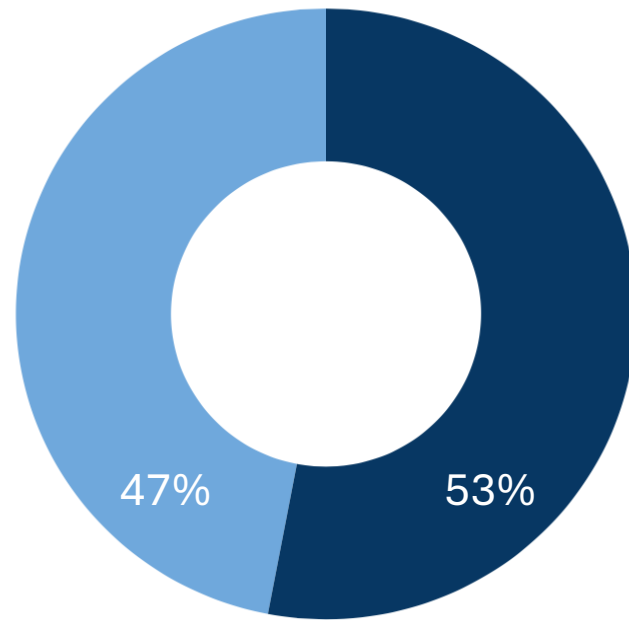
BLS Occupational Employment and Wage Stats, FBI UCR



Illinois has more officers relative to both population and violent crime than the national average. The ratio of Detectives per violent crime has increased significantly.



Law enforcement Activity in Illinois (2013-2023)



● Low-Level, Non-Violent Offenses ● Other Offenses (Including Serious/Violent offenses)

What the Data Shows

- Majority of arrests involve **non-violent, low-level offenses**
- Includes **drug possession, minor property, and public order violations**
- These cases represent a **significant portion of officer workload**
- Law enforcement demand reflects **broad community needs, not just violent crime**

883k+
Arrests Statewide
Over a 10-year period across Illinois

20.6
Officers Per 10K
Law enforcement officers per 10,000 residents

A significant portion of law enforcement activity is driven by lower-level offenses, shaping overall system demand.



Law Enforcement Funding in Illinois

FY 2025 Proposed Budget

\$923 M
Illinois State Police
State police funding
allocation

\$149.6 M
Law Enforcement Training
Standards Board
Training & Standards funding

\$561.9 M
Illinois Criminal justice
Information Authority
Criminal justice information
systems

State-Level Investment

- \$5.3 to hire and train 100 toopers
- \$2.6M for body cameras and in-car systems
- \$30M+ for law enforcement camera grants
- Funding supports statewide public safety programs

FY2025 Grant Priorities

- Recruitment & Retention Grants
- Enhanced Technology Grants
 - Body Worn Camera Grants
- Training & Compliance Initiatives
 - Mobile Training Units

State-level funding reflects only a portion of total justice system investment. Broader system spending, including local agencies, is significantly higher when viewed across the full public safety system.



Funding 9-1-1 Services

Governed by the Emergency Telephone Systems Act (ETSA).

Primary Revenue: monthly surcharge on telephone lines collected from landline and wireless subscribers statewide.

\$0.05 of each surcharge set aside for NG911 infrastructure grants administered by ISP's Office of the Statewide 911 Administrator.

Remaining surcharge revenue goes directly to local 911 Authorities for to-day PSAP operations.

129

911 systems
(governing authorities)
Down from 201

178

PSAPs
(physical call centers)
Down from 253

167 / 178

PSAPs already on the NG9-1-1 network;
11 pending transitions



988 & Crisis Lifeline:

Law Enforcement
Data

\$15 Million

State investment to support Illinois' 988 Crisis Response Call Centers

988

The easy-to-remember, three-digit dialing and texting code for nationwide suicide prevention and mental health support

11th

Suicide's rank as a leading cause of death in Illinois (it is the 3rd leading cause for young adults ages 15-34)

The Need for 988

- Addressess increased stress levels and mental health challenges following the pandemic
- Designed to overcome the stigma surrounding seeking help for mental health
- Focuses on preventing mental health crises from escalating into larger emergencies

How the System Works

- Staffing has been increased at Illinois' six existing 988 call centers to ensure calls are answered in-state
- Connects callers with trained counselors in suicide prevention, crisis de-escalation, and stabilization

The Vision: Ensuring every Illinoisan in crisis has someone to call, someone to respond, and somewhere to go. 988 acts as a universal entry point for crisis services.

Table of Contents



Public Safety Overview

- What is Public Safety?
- History
- Systems Overview



Safe-T Act

- What is the Safe-T Act?
- Outcomes After First Year
- Detainable Offenses
- Jail Populations
- Cost of Implementation



Crime Data

- Data Discrepancies
- All Offense Trends
- Violent Crime Trends
- Property Crime Trends
- Chicago Data



Substance Data

- Dangerous Drugs
- Overdose Deaths Illinois + National
- DUI Data
- Alcohol Data
- Firearm Data



IDOC Data

- Illinois Dept. Of Corrections Data
- Courts Data
- Courts Funding Data
- Mental Health Data
- Social Worker Data
- Rehabilitation Programs
- Recidivism Data



Law Enforcement Data

- Law Enforcement Data
- Law Enforcement Funding
- 9-1-1 Funding
- 988 Funding



Wrap-Up

- Key Challenges
- What Does All This Mean?
- Proposed Legislation



Key Public Safety Challenges In Illinois

Wrap-Up

*Illinois public safety trends show **reduced detention and prison entries**, but continued pressure from serious offenses, drugs, mental health, and reentry barriers.*



Drug/Substance Use Impact

- High prevalence, ongoing driver of system involvement



Mental Health Demand

- Mental health and substance use needs remain high across justice-involved populations



Reentry Barriers

- Employment, housing, and continuity after release remain major challenges



Overall Prison Admissions

- Admissions remain below pre-2021 levels, but this does not mean fewer felony cases overall



Prison Population

- Remains consistent, not declining significantly



Pretrial Detention

- Safe-T Act shifted more people toward pretrial release and supervision



What Does This Mean for Illinois Public Safety Right Now and Going Forward?

Many of these trends are influenced by recent policy changes, including the SAFE-T Act. **Illinois has shifted to a risk-based pretrial system, reducing detention while increasing demands on courts, supervision, and reentry support.**

System Shift After SAFE-T Act

What Changed

Cash Bail Eliminated

Shift from money-based detention to risk-based decisions

Pretrial release and supervision increased

System Impact

Court activity and appeals increased.

Rise in legal challenges

Judicial Decision-making expanded

Public safety, conditions, and flight risk

What It Means

No clear evidence of crime increase or significant decrease

Greater reliance on support systems

Community-based services interventions are crucial

Key Takeaway: The SAFE-T Act shifted Illinois from a detention-centered model to a supervision-based system, increasing reliance on courts, community programs, and reentry support to maintain public safety.



Proposed Legislation

Wrap-Up

Bill Title	Description
SB 3303	Clarifies that FOID cards with a photo exemption are valid for firearm purchases when presented with approved photo ID, such as a REAL ID, state ID, or U.S. passport.
SB 3304	Allows courts to deny pretrial release for certain serious offenses if the defendant poses a real and present threat after petition and hearing. This includes aggravated DUI, certain Schedule I or II drug crimes, and fentanyl possession.
SB 3281	Prohibits using a drone without consent to record someone in their home or on their property where privacy is expected. Sharing those recordings is also illegal. Class A misdemeanor.
HB 4654	Requires the Department of Transportation to post human trafficking awareness notices in all public restrooms at roadside rest areas.
SB 3122	Updates Illinois' Biometric Information Privacy Act (BIPA) to clarify when biometric technologies (e.g., fingerprint or facial recognition) can be used, adds a notice and cure period before lawsuits, and reduces potential legal exposure for organizations.
SB 3390	Expands the list of detainable offenses, simplifies detention standards, strengthens detention options for witness intimidation, and removes certain SAFE-T Act provisions related to electronic monitoring and resisting arrest.



Proposed Legislation

Wrap-Up

Bill Title	Description
SB 3139	Shifts the burden from victims to offenders to prove they are not an imminent threat to the victim or the general public.
SB 3140	Increases penalties for individuals who violate orders of protection.
SB 3142	Allows felony charges for repeat offenders who continue violating protective orders or related restrictions.
SB 3141	Doubles the minimum imprisonment time for violations of no-contact orders.
SB 113	Creates a presumption of detention for individuals accused of distributing fentanyl in Illinois communities.
SB 111	Extends the detention hearing timeframe for first-degree murder and serious felony cases from 48 hours to 72 hours.
SB 2134, SB 2384, SB 3137	Propose full repeal of the SAFE-T Act



Proposed Legislation

Wrap-Up

Bill Title	Description
HB 4275	Expands judges' authority to deny pretrial release in felony and DUI cases when the defendant poses a safety risk or flight risk.
HB 1482	Expands the list of offenses that qualify for pretrial detention.
HB 1483	Restores judges' ability to issue a warrant when a defendant fails to appear or violates pretrial release conditions.
HB 1036	Protects officers who report misconduct, restores certification rights, preserves certain misconduct records, and eliminates anonymous complaints.
HB 1028	Proposes full repeal of the Safe-T Act.
HB 1208	Requires automatic revocation of pretrial release if a defendant is charged with any new offense while already released.



Sources

- **Council of State Governments (CSG) Justice Center**
Justice Data Snapshots: Illinois
Justice Reinvestment Initiative
<https://projects.csjusticecenter.org/justice-data-snapshots/?state=IL>
- **BPS Security**
Public Safety: A Comprehensive Overview
BPS Security Articles
<https://bpssecuritysa.com/2023/03/06/public-safety-a-comprehensive-overview/>
- **Illinois General Assembly**
Illinois Compiled Statutes and Legislation
ILGA
<https://www.ilga.gov>
- **Illinois Courts**
Illinois Judicial Branch
Illinois Courts
<https://www.illinoiscourts.gov>
- **Illinois Department of Public Health**
Emergency Medical Services
IDPH
<https://dph.illinois.gov/topics-services/emergency-preparedness-response/ems.html>
- **Illinois Criminal Justice Information Authority (ICJIA)**
The 2021 SAFE-T Act: ICJIA Roles and Responsibilities
ICJIA Research Hub
<https://icjia.illinois.gov/researchhub/articles/the-2021-safe-t-act-icjia-roles-and-responsibilities>
- **Illinois Secretary of State**
Chronology of Illinois History
Illinois Blue Book
<https://www.ilsos.gov/content/dam/publications/illinois-bluebook/chronology.pdf>
- **Illinois State Board of Education**
Evidence Based Funding
ISBE
<https://www.isbe.net/Pages/EvidenceBasedFunding.aspx>
- **Center for Tax and Budget Accountability**
Significant Dates in Illinois School Finance
CTBA Reports
<https://www.ctbaonline.org/reports/significant-dates-illinois-school-finance>
- **Illinois State Police**
About Illinois State Police
ISP
<https://isp.illinois.gov/Home/About>
- **Illinois State Police**
Statewide 911 History
Statewide 911 Division
<https://isp.illinois.gov/Statewide911Division/Statewide911History>
- **Illinois Public Health Futures**
History
ISPHF
<https://www.isphf.org/history>
- **Illinois State Police**
About Illinois State Police
ISP
<https://isp.illinois.gov/Home/About>



Sources

- **USA Facts**
What is the Crime Rate in Illinois?
USA Facts Crime Data
<https://usafacts.org/answers/what-is-the-crime-rate-in-the-us/state/illinois/>
- **Illinois Policy Institute**
Everything Illinoisans Need to Know About the SAFE-T Act
Illinois Policy
<https://www.illinoispolicy.org/everything-illinoisans-need-to-know-about-the-safe-t-act/>
- **Loyola University Chicago Center for Criminal Justice**
Pretrial Detention and Supervision Under the PFA
Loyola CCJ Blog
<https://loyolaccj.org/blog/pretrial-detention-and-supervision-under-the-pfa>
- **Loyola University Chicago Center for Criminal Justice**
Pretrial Reform in Rural Illinois
Loyola CCJ Blog
<https://loyolaccj.org/blog/pretrial-reform-in-rural-illinois>
- **Loyola University Chicago Center for Criminal Justice**
One Year of Bail Reform in Illinois
Loyola CCJ PFA One Year Report
<https://pfa-1yr.loyolaccj.org/>
- **American Statistical Association**
UCR, SRS, and NIBRS
ASA Community Blog
<https://community.amstat.org/blogs/greg-ridgeway/2024/06/06/ucr-srs-and-nibrs>
- **Federal Bureau of Investigation**
National Incident Based Reporting System
FBI Uniform Crime Reporting
<https://www.fbi.gov/how-we-can-help-you/more-fbi-services-and-information/ucr/nibrs>
- **Federal Bureau of Investigation**
Crime Data Explorer
FBI Uniform Crime Reporting
<https://cde.ucr.cjis.gov/LATEST/webapp/#/pages/explorer/crime/crime-trend>
- **Illinois State Police**
Illinois Uniform Crime Reporting
Illinois NIBRS Repository
<https://ilucr.nibrs.com/>
- **Council of State Governments Justice Center**
Justice Data Snapshots: United States
Justice Reinvestment Initiative
<https://projects.csjusticecenter.org/justice-data-snapshots/?state=us>
- **Justice Reinvestment Initiative**
Illinois Criminal Justice Data Snapshot
JRI Data Snapshot Report
<https://justicereinvestmentinitiative.org/wp-content/uploads/2025/01/Illinois-Criminal-Justice-Data-Snapshot.pdf>



Sources

- **Civic Federation**
Illinois Criminal Justice Agency Budget Requests for FY2023 Reflect SAFE-T Act Implementation
Civic Federation Blog
<https://www.civicfed.org/civic-federation/blog/illinois-criminal-justice-agency-budget-requests-fy2023-reflect-implementation>
- **Institute for Government and Public Affairs (IGPA) – University of Illinois**
CPD Reported Crimes Data Dashboard
IGPA Data Portal
<https://igchicago.org/information-portal/data-dashboards/cpd-reported-crimes/>
- **Chicago Police Department**
Crime Statistics and Data Dashboards
Chicago Police Department
<https://www.chicagopolice.org/statistics-data/crime-statistics/>
- **Illinois Department of Public Health (IDPH)**
Illinois Opioid and Overdose Data Dashboard
IDPH Data Dashboard
<https://dph.illinois.gov/topics-services/opioids/idph-data-dashboard/overdoses.html>
- **Centers for Disease Control and Prevention (CDC)**
National Vital Statistics Reports (NVSr) Volume 75
National Center for Health Statistics
<https://www.cdc.gov/nchs/data/nvsr/nvsr75/nvsr75-01.pdf>
- **Illinois Secretary of State**
Illinois Rules of the Road / DUI Information
Illinois Secretary of State
https://www.ilsos.gov/content/dam/publications/pdf_publications/dsd_a118.pdf
- **Northern Illinois Recovery Center**
DUI in Illinois: Laws and Statistics
Northern Illinois Recovery Resources
<https://www.northernillinoisrecovery.com/resources/dui-in-illinois/>
- **Everytown for Gun Safety**
Gun Law Rankings Comparison
Everytown Research
<https://everytownresearch.org/rankings/compare/?states=IL%2CTX>
- **The State Journal Register**
Illinois Counties Second Amendment Sanctuary Coverage
SJ-R News
<https://www.sj-r.com/story/news/state/2018/07/08/26-illinois-counties-have-passed/11571947007/>
- **Chicago DUI Lawyers**
Changes to Chicago Gun Laws
Chicago DUI Lawyers
<https://chicagoduilawyers.com/changes-to-chicagos-gun-laws/>
- **Illinois General Assembly**
Illinois Compiled Statutes (Firearms and Related Laws)
ILGA
<https://www.ilga.gov/Legislation/ILCS/Articles?ActID=1657&ChapterID=39>



Sources

- **Illinois State Police**
Firearm Owner's Identification (FOID)
Illinois State Police
<https://isp.illinois.gov/Foid/Foid>
- **National Rifle Association – Institute for Legislative Action (NRA-ILA)**
Illinois State Gun Laws
NRA-ILA
<https://www.nraila.org/gun-laws/state-gun-laws/illinois/>
- **Loyola University Chicago Center for Criminal Justice**
Firearm Possession Sentencing in Illinois
Loyola CCJ Report
<https://loyolaccj.org/firearmpossessionsentencinginillinois.pdf>
- **John Howard Association of Illinois**
Prison Population of Illinois
JHA
<https://www.thejha.org/prison-population-of-illinois>
- **Loyola University Chicago Center for Criminal Justice**
Illinois Prison Admissions Dashboard
Loyola Prison Data Dashboards
<https://prison-dashboards.loyolaccj.org/prison/prison-admissions>
- **Loyola University Chicago Center for Criminal Justice**
Illinois Prison Exits Dashboard
Loyola Prison Data Dashboards
<https://prison-dashboards.loyolaccj.org/prison/prison-exits>
- **19th Judicial Circuit Court of Illinois**
Structure of the Illinois Court System
Illinois Courts
<https://www.19thcircuitcourt.state.il.us/1273/Structure-of-the-Illinois-Court-System>
- **Illinois Courts**
State and Local Funding for the Illinois Courts
Illinois Judicial Branch
<https://www.illinoiscourts.gov/public/state-and-local-funding-for-the-illinois-courts/>
- **Illinois Criminal Justice Information Authority**
Mental Illness and Violence: Is There a Link?
ICJIA Research Hub
<https://icjia.illinois.gov/researchhub/articles/mental-illness-and-violence-is-there-a-link/>
- **U.S. Bureau of Labor Statistics**
Occupational Employment and Wage Statistics Tables
BLS
<https://www.bls.gov/oes/tables.htm>
- **Illinois Department of Financial and Professional Regulation**
Social Worker Licensing Information
IDFPR
<https://idfpr.illinois.gov/profs/socialworker.html>
- **Council of State Governments Justice Center**
Justice Data Snapshots: United States
Justice Reinvestment Initiative
<https://projects.csjusticecenter.org/justice-data-snapshots/?state=us>
- **U.S. Bureau of Labor Statistics**
Social Workers
Occupational Outlook Handbook



Sources

- **Illinois General Assembly**
Illinois Compiled Statutes Corrections Code
ILGA
<https://www.ilga.gov/Legislation/ILCS/Articles?ActID=4430&ChapterID=55&Chapter=CORRECTIONS&MajorTopic=RIGHTS%20AND%20REMEDIES&Print=True>
- **Illinois Department of Corrections**
Programs and Services
IDOC
<https://idoc.illinois.gov/programs.html>
- **Illinois Criminal Justice Information Authority**
Overview of Evidence Based Practices and Programs in Prison Reentry
ICJIA Research Hub
<https://icjia.illinois.gov/researchhub/articles/an-overview-of-evidence-based-practices-and-programs-in-prison-reentry>
- **Loyola University Chicago Center for Criminal Justice**
Recidivism Patterns Among Those Released from Prison in Illinois
Loyola CCJ Blog
<https://loyolaccj.org/blog/recidivism-patterns-among-those-released-from-prison-in-illinois>
- **Illinois Department of Human Services**
Department of Human Services Overview
IDHS
<https://www.dhs.state.il.us/page.aspx>
- **Capitol Impact**
Illinois Law Enforcement Overview
Capitol Impact
https://www.ciclt.net/sn/clt/capitolimpact/gw_lawenf.aspx?State=il&StFIPS=17&StName=Illinois
- **Illinois Sheriffs' Association**
Sheriff Directory
Illinois Sheriffs' Association
<https://www.ilsheriff.org/sheriffs-directory/>
- **Police Scorecard**
Illinois State Overview
Police Scorecard
<https://policescorecard.org/il>
- **Civic Federation**
Illinois Criminal Justice Agency Budget Requests for FY2023 Reflect SAFE-T Act Implementation
Civic Federation
<https://www.civicfed.org/civic-federation/blog/illinois-criminal-justice-agency-budget-requests-fy2023-reflect-implementation>
- **Illinois State Police**
Statewide 911 Grant and System Information
ISP Statewide 911 Division
<https://isp.illinois.gov/Statewide911Division/GetFile/18386b8c-d38e-4bdf-b8b0-4fec7ec71328>
- **Illinois Department of Human Services**
988 Crisis Lifeline and Behavioral Health Services
IDHS
<https://www.dhs.state.il.us/page.aspx?item=135439>

THANK YOU!

